

*Dr. Ken Warden*  
Commissioner

*Graycen Bigger*  
AHECB Chair

**ARKANSAS HIGHER EDUCATION  
COORDINATING BOARD**

**REGULAR QUARTERLY MEETING**

OCTOBER 25, 2024



---

**Arkansas Division of Higher Education**

101 E. Capitol Ave., Suite 300 | Little Rock, AR 72201 | (501) 371-2000

# **ARKANSAS HIGHER EDUCATION COORDINATING BOARD**

## **REGULAR QUARTERLY MEETING**

**University of Arkansas Community College at Batesville  
Independence Hall  
205n White Drive  
Batesville, AR 72501**

# **SCHEDULE**

---

**Friday, October 25, 2024**

**Call to Order at 9:00 a.m.**

**Committee Meetings**

**Convene Coordinating Board Meeting**

Coordinating Board Meeting will convene at the end of the  
Academic Committee meeting.

# ARKANSAS HIGHER EDUCATION COORDINATING BOARD REGULAR QUARTERLY MEETING

Friday, October 25, 2024

University of Arkansas Community College at Batesville

## AGENDA

### I. FINANCE COMMITTEE

1. Bond/Loan Feasibility Update (Mr. Nick Fuller)
- \*2. Report on Intercollegiate Athletic Revenues and Expenditures for 2023-24 (Mr. Fuller)
- \*3. Recommendations for State Funding of Capital Projects: 2025-27 Biennium (Mr. Fuller)
- \*4. Economic Feasibility for Arkansas State University Jonesboro (Mr. Fuller)

### II. ACADEMIC COMMITTEE

- \*5. New Program: Technical Certificate and Certificate of Proficiency in Energy Management by North Arkansas College (Mr. Mason Campbell)
- \*6. New Program: Associate of Science in Data Science -Data Analytics Arkansas State University Newport (Mr. Campbell)
- \*7. New Program: Associate of Science in Data Science Southern Arkansas University Tech (Mr. Campbell)
- \*8. New Program: Doctor of Philosophy in Environmental Health Sciences University of Arkansas for Medical Sciences (Mr. Campbell)
9. Role and Scope Change: Doctor of Philosophy in Forest Resources University of Arkansas Monticello (Mr. Campbell)
10. Arkansas Public Institutions Letters of Notification (Mrs. Tracy Harrell)
11. Arkansas Public Institutions Letters of Intent (Mrs. Harrell)
- \*12. Out-of-State and Arkansas Private Institutions (Mrs. Alana Colburn)

13. Out-of-State and Arkansas Private Institutions Letters of Notification (Mrs. Colburn)
14. Out-of-State and Arkansas Private Institutions Letters of Intent (Mrs. Colburn)

### III. FULL BOARD

- \*15. Approve Minutes of the July 26, 2024, Regular Meeting, and September 9, 2024, Special Meeting (Chair Graycen Bigger)
- \*16. Appointment of Nominating Committee for 2025-26 Board Officers (Chair Bigger)
- \*17. Approval of 2025 Coordinating Board Meeting Schedule (Dr. Ken Warden)
18. Commissioner's Report (Dr. Warden)
19. Annual Report on Credentials Awarded (Mrs. Sonia Hazelwood)
20. Report on Academic Program Status (Mr. Campbell)
21. Report on Concurrent Enrollment (Mr. Campbell)
22. Annual Status Report for Sexual Assault Prevention on Campus (Mr. Campbell)
23. Unplanned Pregnancy Prevention Annual Report (Mr. Campbell)

# **FINANCE COMMITTEE**

**Arkansas Higher Education Coordinating Board**

**University of Arkansas Community College at Batesville**

**Independence Hall**

**2005 White Drive**

**Batesville, AR 72501**

**Friday, October 25, 2024**

Finance Committee

Lucas Pointer, Chair

Chad Hooten

Heather Maxey

Dr. Kyle Miller

Graycen Bigger, Ex Officio

## **AGENDA**

1. Bond/Loan Feasibility Update (Mr. Nick Fuller)
- \*2. Report on Intercollegiate Athletic Revenues and Expenditures for 2023-24 (Mr. Fuller)
- \*3. Recommendations for State Funding of Capital Projects: 2025-27 Biennium (Mr. Fuller)
- \*4. Economic Feasibility for Arkansas State University Jonesboro (Mr. Fuller)

\*Numbers refer to main agenda.

# ACADEMIC COMMITTEE

Arkansas Higher Education Coordinating Board

University of Arkansas Community College at Batesville  
Independence Hall  
2005 White Drive  
Batesville, AR 72501

Friday, October 25, 2024

Academic Committee

Dr. Jim Carr, Chair

Dr. Jerry Cash

Dr. Katherine Dudley

Carolyn Rhinehart

Graycen Bigger, Ex Officio

## CONSENT AGENDA

- \*5. New Program: Technical Certificate and Certificate of Proficiency in Energy Management by North Arkansas College (Mr. Mason Campbell)
- \*6. New Program: Associate of Science in Data Science -Data Analytics Arkansas State University Newport (Mr. Campbell)
- \*7. New Program: Associate of Science in Data Science Southern Arkansas University Tech (Mr. Campbell)
- \*8. New Program: Doctor of Philosophy in Environmental Health Sciences University of Arkansas for Medical Sciences (Mr. Campbell)
- 9. Role and Scope Change: Doctor of Philosophy in Forest Resources University of Arkansas Monticello (Mr. Campbell)
- 10. Arkansas Public Institutions Letters of Notification (Mrs. Tracy Harrell)
- 11. Arkansas Public Institutions Letters of Intent (Mrs. Harrell)
- \*12. Out-of-State and Arkansas Private Institutions (Mrs. Alana Colburn)
- 13. Out-of-State and Arkansas Private Institutions Letters of Notification (Mrs. Colburn)
- 14. Out-of-State and Arkansas Private Institutions Letters of Intent (Mrs. Colburn)

\*Numbers refer to main agenda.

Agenda Item No. 1  
Higher Education Coordinating Board  
October 25, 2024

## **Bond/Loan Feasibility Update**

---

This update consists of the actual terms for bond and loan issues receiving AHECB approval that occurred October 2023 through October 2024. An annual update was requested by the AHECB during the July 30, 2010 quarterly meeting.

**Approved/Issued Bonds/Loans from October 2023 to October 2024**

| Institution | Date of AHECB Approval | Approved Maximum Total of Issue | Approved Terms | Tax Status                    | Date of Issue                 | Actual Amount of Issue        | Actual Terms                  | Project   | Type of Project   |
|-------------|------------------------|---------------------------------|----------------|-------------------------------|-------------------------------|-------------------------------|-------------------------------|---|-------------------|
| ASUJ        | 7/28/2023              | \$2,900,000                     | 10 yrs/0.00%   | Tax-exempt                    | 8/2/2024                      | \$2,900,000                   | 10 yrs/0.2%                   | E&G purposes to provide needed campus-wide energy improvements that include re-roofing and updating air handling systems of existing buildings.   | E&G               |
| UAF         | 4/26/2024              | \$34,175,000                    | 30 yrs/5.50%   | Tax-exempt                    | 8/28/2024                     | \$29,845,000                  | 30 yrs/4.13%                  | E&G purposes for (a) the renovation, acquisition, construction, furnishing, and equipping of the Health, Physical Education, and Recreation Building; (b) the acquisition of property for expansion purposes and other purposes of the Fayetteville Campus; and (c) the acquisition, construction, improvement, renovation, equipping and/or furnishing of other capital improvements and infrastructure and the acquisition of various equipment and/or real property for the Fayetteville Campus. | E&G               |
| UACCM       | 4/26/2024              | \$12,000,000                    | 32 yrs/5.50%   | As of 9/17/24, not yet issued | As of 9/17/24, not yet issued | As of 9/17/24, not yet issued | As of 9/17/24, not yet issued | E&G purposes for (1) the acquisition, construction, furnishing, and equipping of the Nursing and Science Center, and (2) the acquisition, construction, improvement, renovation, equipping and/or furnishing of other capital improvements and infrastructure and the acquisition of various equipment and/or real property for UACCM.  | E&G               |
| ATU         | 4/26/2024              | \$10,400,000                    | 15 yrs/7.00%   | Tax-exempt                    | 8/29/2024                     | \$10,093,217                  | 15 yrs/4.10%                  | E&G and auxiliary purposes for the renovation of an educational building, elevator replacement, and HVAC infrastructure in ten (10) of our buildings on the Russellville campus. These projects will include an HVAC infrastructure project on an athletic building and two HVAC infrastructure projects on residence life buildings.   | E&G and Auxiliary |
| UACCB       | 5/29/2024              | \$3,500,000                     | 10 yrs/6.50%   | As of 9/17/24, not yet issued | As of 9/17/24, not yet issued | As of 9/17/24, not yet issued | As of 9/17/24, not yet issued | E&G purposes to complete renovations of the recently purchased property at 2210 E. Main Street, located approximately one-third (1/3) mile from the main campus   | E&G               |
| SAC         | 7/26/2024              | \$4,000,000                     | 20 yrs/7.50%   | As of 9/17/24, not yet issued | As of 9/17/24, not yet issued | As of 9/17/24, not yet issued | As of 9/17/24, not yet issued | E&G purposes to construct a new facility building to house Procurement, Maintenance, Custodial and Shipping & Receiving for the College.  | E&G               |
| ASU-SYS     | 7/26/2024              | \$2,900,000                     | 10 yrs/0.20%   | Tax-exempt                    | 8/2/2024                      | \$2,900,000                   | 10 yr/0.20%                   | E&G purposes to proceed with various critical and deferred maintenance, renovation, and other miscellaneous projects across the System.   | E&G               |

1.2



## **REPORT OF 2023-24 INTERCOLLEGIATE ATHLETIC REVENUES AND EXPENDITURES**

---

Act 245 of 1989 (A.C.A. §6-62-106) directed the Coordinating Board to develop and establish uniform accounting standards and procedures for reporting revenues and expenditures. Based on these standard definitions and formats, the Coordinating Board is to collect the financial data and provide a uniform report of each institution's athletic revenues and expenditures for the previous fiscal year to the Legislative Joint Auditing Committee and the public by November of each year.

Athletic revenues and expenditures for 2023-24 for each institution have been collected according to uniform standards and compiled in a summary report that follows this agenda item. An explanation of the reporting format follows:

1. The athletic report details revenues and expenditures for each institution.
2. Athletic revenues will match athletic expenditures unless there is an ending fund balance.
3. Act 366 of 1991 (A.C.A. § 6-62-804) prohibits athletic deficits. A designated athletic fee must be charged to the students by the institution if athletic-generated revenues (i.e., ticket sales, media/tournament/bowl, concessions/program sales, and game guarantees), foundations/clubs and other private gifts, other athletic income, auxiliary profits, and the allowable educational and general transfer do not cover the total expenditures for athletics.
4. In accordance with the uniform reporting and auditing of intercollegiate athletic expenditures of state-supported institutions of higher education, maintenance of facilities expenditures related to all intercollegiate teams and spirit groups, excluding bands, shall be reported as actual costs of operating such athletic facilities or a proration of actual costs based on athletic usage (A.C.A. § 6-62-807).

The 2023-24 total amount of athletic expenditures reported by state-supported universities is \$254,887,154 and two-year colleges is \$5,381,757. The statewide total is \$260,268,911 – an increase of \$13,905,307 (5.64%) from \$246,363,604 in 2022-23.

A comparison of 2023-24 actual expenditures to 2023-24 budgeted revenues certified to the Coordinating Board in July 2023 is also illustrated at the bottom of the summary chart. Certified budgeted expenditures for 2023-24 totaled

\$237,095,150 for all institutions. Total actual expenditures for 2023-24 for all institutions was above this budgeted amount by 9.77 percent. Actual expenditures varied from the Board of Trustees-certified budgeted expenditures by a range of 39.24 percent below to 75.82 percent over the budgeted amount.

The following resolution is presented for the Board's consideration:

**RESOLVED**, That the Arkansas Higher Education Coordinating Board accepts the Report of 2023-24 Intercollegiate Athletic Revenues and Expenditures as prepared in accordance with Arkansas Higher Education Coordinating Board uniform accounting standards and definitions for athletic reporting.

**FURTHER RESOLVED**, That the Coordinating Board authorizes the Commissioner to transmit the Report of 2023-24 Intercollegiate Athletic Revenues and Expenditures to the Legislative Joint Auditing Committee according to the provisions of A.C.A. §6-62-106.



## **RECOMMENDATIONS FOR STATE FUNDING OF CAPITAL PROJECTS 2025-27 BIENNIUM**

---

### **Capital Priorities**

Capital priorities for Development and Enhancement Fund projects in 2025-27 remain the same as those established in past biennia by the Arkansas Higher Education Coordinating Board (AHECB). Those priorities are as follows:

- Critical maintenance projects where critical needs are defined as those which must be addressed before the end of 2027 and which, if neglected, could result in substantial damage to the structural integrity of the building, or are related to the imminent failure of building systems such as HVAC, electrical and plumbing. In addition, critical maintenance projects include those associated with ADA compliance and/or safety needs.
- Improvements in research, instructional and clinical equipment as well as library holdings and technology.
- Renovation of existing facilities to address changing program needs.
- Technology infrastructure improvements including: installations or upgrades of local area networks (LANS), campus infrastructure to support increased bandwidth, and instructional technology equipment for classrooms and laboratories, as well as distance learning delivery systems.
- New construction of facilities when renovation of an existing building to meet the need is either not cost effective or is not an option, e.g., new space to address enrollment growth.

In light of these priorities, institutions have responded with capital needs for the 2025-27 biennium. ADHE staff have evaluated the requests and have recommended capital projects that meet the strategic needs of higher education through 2027.

### **Capital 2025-27 Recommendations**

Arkansas higher education now has a current replacement value for its educational and general (E&G) space of over \$5.3 billion. When this information is coupled with the fact that approximately 50 percent of the useful life of campus facilities statewide has been expended, it is not surprising that the capital request for higher education is significant.

## **Construction, Renovation and Technology Infrastructure Projects**

Institutions requested approximately \$1.18 billion in capital construction/renovation and technology infrastructure projects. Recommendations were made on the basis of the following criteria and institutions' demonstrating a compelling need for the projects.

- Institutional need for additional E&G square footage
- Condition of facilities (facilities condition index factor, critical maintenance needs)
- Age of facilities
- Debt service (capacity and utilization)
- Enrollment
- SREB category of the institution

Of the \$241.1 million recommended, \$94.5 million (39.2 percent) is for four-year institutions; \$78.55 million (32.6 percent) for two-year institutions; \$62.34 million (25.8 percent) for non-formula entities; and \$5.7 million (2.4 percent) for technical centers.

The project need and recommendation for each institution can be found on Table 3-A.

### **Critical Maintenance**

Educational and General Critical Maintenance needs for all institutions total \$474.0 million. Critical needs are defined as those which must be addressed before the end of 2027 and which, if neglected, could result in substantial damage to the structural integrity of the building, or are related to the imminent failure of building systems such as HVAC, electrical and plumbing. The four-year institutions have a critical maintenance need of \$354.5 million (74.8 percent); the two-year critical maintenance need is \$55.6 million (11.8 percent); and the non-formula and technical center critical maintenance needs are \$60.4 million (12.7 percent) and \$3.5 million (0.7 percent), respectively.

Recommendations are based on ten percent of the institution's total critical maintenance need. The total critical maintenance need and recommendation for each institution can be found on Table 1-A.

Staff recommends approximately \$47.43 million for critical maintenance needs.

**Deferred Maintenance**

Educational and General Maintenance needs for all institutions total \$3.614 billion. The four-year institutions have a maintenance need of \$2.307 billion (63.8 percent); the two-year maintenance need is \$493.8 million (13.7 percent); and the non-formula and technical center maintenance needs are \$787.4 million (21.8 percent) and \$25.9 million (0.7 percent), respectively.

Recommendations are based on two percent of the institution’s total deferred maintenance need. The total deferred maintenance need and recommendation for each institution can be found on Table 1-A.

Staff recommends approximately \$72.3 million for deferred maintenance needs.

**Equipment and Library**

Staff recommends approximately \$28.86 million for equipment and library needs. This recommendation is based on \$200/weighted FTE for the four-year, two-year and technical institutions.

**Summary**

The capital recommendation is significant given the projected revenues to support the projects; however, these recommendations reflect the continuing need to maintain the state’s investment in higher education facilities and keep pace with the technological advances that are necessary for cutting edge academic programs. Project categories and recommendations are summarized as follows:

| <u><b>Project Category</b></u>                         | <u><b>Recommendations</b></u> |
|--|-------------------------------|
| Renovation, Construction and Technology Infrastructure | \$240,557,439                 |
| Critical Maintenance                                   | 47,430,000                    |
| Deferred Maintenance                                   | 72,310,000                    |
| Equipment and Library                                  | 28,856,992                    |
| <br><b>GRAND TOTAL</b>                                 | <br><b>\$389,154,431</b>      |

ADHE Executive Staff recommend that the Arkansas Higher Education Coordinating Board approve the following resolution:

**RESOLVED**, That the Arkansas Higher Education Coordinating Board adopts the staff recommendations for state funding of capital projects totaling \$389.2 million as identified in the accompanying agenda materials.

**FURTHER RESOLVED,** That the Commissioner is authorized to transmit to the Governor and the General Assembly the Board's recommendation for state funding.

**FURTHER RESOLVED,** That the Commissioner is authorized to make such technical adjustments to these recommendations as may be required.

Table 3-A. Summary of Capital Requests / Recommendations for the 2025-2027 Biennium

| INSTITUTION/<br>PROJECT NAME                              | PROJECT<br>TYPE           | REQUESTED<br>AMOUNT | ADHE<br>RECOMM.   | Priority          |
|---|---------------------------|---------------------|-------------------|-------------------|
|   |                           |                     |                   | A                 |
| <b>ASUJ</b>   |                           |                     |                   |                   |
| Projects:   |                           |                     |                   |                   |
| College of Veterinary Medicine Facility                   | New Construction          | 9,654,800           | 4,000,000         | 4,000,000         |
| Center for Advanced Materials and Steel<br>Manufacturing  | New Construction          | 10,000,000          | 3,000,000         | 3,000,000         |
| Campus Buildings Deferred Maintenance                     | Critical Maintenance      | 8,000,000           | 2,000,000         | 2,000,000         |
| Campus Wide Building Entrance Security and Card<br>Access | Technology Infrastructure | <u>2,000,000</u>    | <u>1,000,000</u>  | 1,000,000         |
| <b>Project Total</b>                                      |                           | <b>29,654,800</b>   | <b>10,000,000</b> | <b>10,000,000</b> |
| Critical Maintenance                                      |                           | 7,355,500           | 740,000           | 740,000           |
| Deferred Maintenance                                      |                           | 260,431,811         | 5,210,000         | 5,210,000         |
| Replacement Equipment & Library                           |                           |                     | 4,509,554         | 4,509,554         |
| <b>Total</b>  |                           | <b>297,442,111</b>  | <b>20,459,554</b> | <b>20,459,554</b> |

Agenda Item No. 3



| <b>ATU</b>   |                     |                    |                   | Agenda Item No. 3 |           |
|--|---------------------|--------------------|-------------------|-------------------|-----------|
| Projects:  |                     |                    |                   |                   |           |
| Witherspoon Interior Renovation                    | Renovation          | 2,875,000          | 2,875,000         |                   | 2,875,000 |
| Classroom Instructional Technology Upgrades        | Other               | 2,400,000          | 0                 |                   | 0         |
| Virtual Desktop Infrastructure Upgrades            | Other               | 350,000            | 0                 |                   | 0         |
| Fiber Plant Infrastructure Upgrades                | Other               | 275,000            | 0                 |                   | 0         |
| Campus Computer Lab Upgrades                       | Other               | 650,000            | 0                 |                   | 0         |
| Faculty Laptop Replacements                        | Other               | 418,000            | 0                 |                   | 0         |
| Doc Bryan HVAC Infrastructure Replacement          | Energy Conservation | 1,416,250          | 0                 |                   | 0         |
| McEver HVAC Infrastructure Replacement             | Energy Conservation | 1,145,000          | 0                 |                   | 0         |
| Ross Pendergraft Library (RPL) Interior Renovation | Energy Conservation | 797,500            | 0                 | 0                 |           |
| Utility Upgrades                                   | Energy Conservation | 0                  | 3,032,000         | 3,032,000         |           |
| Technology Upgrades                                | Renovation          | 0                  | 4,093,000         | 4,093,000         |           |
| <b>Project Total</b>                               |                     | <b>10,326,750</b>  | <b>10,000,000</b> | <b>10,000,000</b> |           |
| Critical Maintenance                               |                     | 36,150,948         | 3,620,000         | 3,620,000         |           |
| Deferred Maintenance                               |                     | 204,856,997        | 4,100,000         | 4,100,000         |           |
| Replacement Equipment & Library (includes ATU-O)   |                     |                    | 1,321,412         | 1,321,412         |           |
| <b>Total</b>                                       |                     | <b>251,334,695</b> | <b>19,041,412</b> | <b>19,041,412</b> |           |
| <b>HSU</b>   |                     |                    |                   |                   |           |
| Projects:  |                     |                    |                   |                   |           |
| Newberry Hall                                      | Renovation          | 6,800,000          | 1,200,000         | 1,200,000         |           |
| Nursing Building Expansion                         | New Construction    | 2,500,000          | 0                 | 0                 |           |
| Womack Hall  | Other               | 800,000            | 800,000           | 800,000           |           |
| Russell Fine Arts                                  | Renovation          | 1,000,000          | 1,000,000         | 1,000,000         |           |
| Smith Hall   | Renovation          | 2,500,000          | 2,500,000         | 2,500,000         |           |
| Wells Gym  | Renovation          | 2,800,000          | 2,000,000         | 2,000,000         |           |
| Huie Library                                       | Renovation          | 1,500,000          | 1,500,000         | 1,500,000         |           |
| <b>Project Total</b>                               |                     | <b>17,900,000</b>  | <b>9,000,000</b>  | <b>9,000,000</b>  |           |
| Critical Maintenance                               |                     | 31,238,000         | 3,120,000         | 3,120,000         |           |
| Deferred Maintenance                               |                     | 121,949,500        | 2,440,000         | 2,440,000         |           |
| Replacement Equipment & Library                    |                     |                    | 503,642           | 503,642           |           |
| <b>Total</b>                                       |                     | <b>171,087,500</b> | <b>15,063,642</b> | <b>15,063,642</b> |           |

|                                       |                        |                    |                   |                   |  |
|---------------------------------------|------------------------|--------------------|-------------------|-------------------|--|
| <b>SAUM</b>                           |                        |                    |                   |                   |  |
| Projects:                             |                        |                    |                   |                   |  |
| HVAC Upgrades                         | Infrastructure         | 3,783,000          | 3,783,000         | 3,783,000         |  |
| Technology Upgrades                   | Tech Infrastructure    | 4,295,750          | 3,559,250         | 3,559,250         |  |
| Storm Drain Lines                     | Infrastructure         | 1,000,750          | 1,000,750         | 1,000,750         |  |
| Sewer Lines                           | Infrastructure         | 657,000            | 657,000           | 657,000           |  |
| STEM Training Center                  | Renovation             | 3,889,352          | 0                 | 0                 |  |
| Project Total                         |                        | <u>13,625,852</u>  | <u>9,000,000</u>  | <u>9,000,000</u>  |  |
| Critical Maintenance                  |                        | 5,352,250          | 540,000           | 540,000           |  |
| Deferred Maintenance                  |                        | 170,437,853        | 3,410,000         | 3,410,000         |  |
| Replacement Equipment & Library       |                        |                    | 1,227,623         | 1,227,623         |  |
| <b>Total</b>                          |                        | <b>189,415,955</b> | <b>14,177,623</b> | <b>14,177,623</b> |  |
| <b>UAF</b>                            |                        |                    |                   |                   |  |
| Projects:                             |                        |                    |                   |                   |  |
| Agriculture Building                  | Restoration            | 52,500,000         | 2,000,000         | 2,000,000         |  |
| John A White Jr Engineering Hall      | Restoration/Addition   | 63,000,000         | 2,000,000         | 2,000,000         |  |
| Fine Arts Center / University Theatre | Restoration            | 24,000,000         | 2,000,000         | 2,000,000         |  |
| Memorial Hall                         | Restoration            | 57,000,000         | 2,000,000         | 2,000,000         |  |
| Kimble Hall / Office Tower            | Renovation             | 42,500,000         | 2,000,000         | 2,000,000         |  |
| Business Building                     | Renovation             | 88,000,000         | 2,000,000         | 2,000,000         |  |
| West Avenue Annex                     | Restoration/Renovation | 21,500,000         | 0                 | 0                 |  |
| Stone House                           | Restoration/Renovation | 21,500,000         | 0                 | 0                 |  |
| Human Environmental Sciences Building | Restoration            | 28,500,000         | 0                 | 0                 |  |
| Billingsley Music Building            | Renovation             | 25,000,000         | 0                 | 0                 |  |
| Project Total                         |                        | <u>423,500,000</u> | <u>12,000,000</u> | <u>12,000,000</u> |  |
| Critical Maintenance                  |                        | 18,546,000         | 1,850,000         | 1,850,000         |  |
| Deferred Maintenance                  |                        | 450,735,066        | 9,010,000         | 9,010,000         |  |
| Replacement Equipment & Library       |                        |                    | 7,782,624         | 7,782,624         |  |
| <b>Total</b>                          |                        | <b>892,781,066</b> | <b>30,642,624</b> | <b>30,642,624</b> |  |
| <b>UAFS</b>                           |                        |                    |                   |                   |  |
| Projects:                             |                        |                    |                   |                   |  |
| Hazardous Waste Storage               | Other                  | 500,000            | 2,000,000         | 2,000,000         |  |
| Sebastian Commons Columns             | Other                  | 4,000,000          | 2,000,000         | 2,000,000         |  |
| Center for Workforce Development      | Renovation             | 9,000,000          | 2,000,000         | 2,000,000         |  |
| Cold and Hot Water District Loops     | Energy Conservation    | 20,000,000         | 2,000,000         | 2,000,000         |  |
| Project Total                         |                        | <u>33,500,000</u>  | <u>8,000,000</u>  | <u>8,000,000</u>  |  |

|                                 |                   |                   |                   |
|---------------------------------|-------------------|-------------------|-------------------|
| Critical Maintenance            | 9,429,830         | 940,000           | 940,000           |
| Deferred Maintenance            | 51,181,399        | 1,020,000         | 1,020,000         |
| Replacement Equipment & Library |                   | 747,453           | 747,453           |
| <b>Total</b>                    | <b>94,111,229</b> | <b>10,707,453</b> | <b>10,707,453</b> |

| <b>UALR</b>   |                     |                    |                   | Agenda Item No. 3 |                   |
|---|---------------------|--------------------|-------------------|-------------------|-------------------|
| Projects:   |                     |                    |                   |                   |                   |
| Technology Infrastructure Improvements                                | Tech Infrastructure | 10,711,042         | 2,000,000         |                   | 2,000,000         |
| Campus Security Improvements  | Tech Infrastructure | 4,146,681          | 2,000,000         |                   | 2,000,000         |
| Speech Building Renovation  | Renovation          | 2,560,540          | 2,000,000         |                   | 2,000,000         |
| Nanotechnology Center (CINS)  | New Construction    | 9,180,496          | 2,000,000         |                   | 2,000,000         |
| Classroom Technology Improvements                                     | Tech Infrastructure | 3,245,389          | 2,000,000         |                   | 2,000,000         |
| University Services Building  | New Construction    | 17,305,500         | 0                 |                   | 0                 |
| <b>Project Total</b>  |                     | <b>47,149,648</b>  | <b>10,000,000</b> |                   | <b>10,000,000</b> |
| Critical Maintenance  |                     | 141,862,450        | 14,190,000        |                   | 14,190,000        |
| Deferred Maintenance  |                     | 406,526,621        | 8,130,000         |                   | 8,130,000         |
| Replacement Equipment & Library                                       |                     |                    | 2,041,488         |                   | 2,041,488         |
| <b>Total</b>  |                     | <b>595,538,719</b> | <b>34,361,488</b> |                   | <b>34,361,488</b> |
| <b>UAM</b>  |                     |                    |                   |                   |                   |
| Projects:   |                     |                    |                   |                   |                   |
| Construction of Allied Health Building                                | New Construction    | 20,000,000         | 2,500,000         |                   | 2,500,000         |
| HVAC Upgrades for MCB and BBC   | Renovation          | 10,000,000         | 2,000,000         |                   | 2,000,000         |
| Renovation of Fine Arts Center  | Renovation          | 5,500,000          | 2,000,000         |                   | 2,000,000         |
| Renovation of Music Building  | Renovation          | 2,900,000          | 2,000,000         |                   | 2,000,000         |
| <b>Project Total</b>  |                     | <b>38,400,000</b>  | <b>8,500,000</b>  |                   | <b>8,500,000</b>  |
| Critical Maintenance  |                     | 65,210,000         | 6,520,000         | 6,520,000         |                   |
| Deferred Maintenance  |                     | 144,781,768        | 2,900,000         | 2,900,000         |                   |
| Replacement Equipment & Library (includes UAM-Crossett & UAM-McGehee) |                     |                    | 543,508           | 543,508           |                   |
| <b>Total</b>  |                     | <b>248,391,768</b> | <b>18,463,508</b> | <b>18,463,508</b> |                   |

| <b>UAPB</b>                           |                  |                      |                    | Agenda Item No. 3  |                  |
|---------------------------------------|------------------|----------------------|--------------------|--------------------|------------------|
| Projects:                             |                  |                      |                    |                    |                  |
| Fire Protection                       | Renovation       | 5,400,000            | 2,000,000          |                    | 2,000,000        |
| Dormitory Renovations                 | Renovation       | 4,320,000            | 2,000,000          |                    | 2,000,000        |
| Police Station                        | Renovation       | 3,556,000            | 2,000,000          |                    | 2,000,000        |
| Restroom Renovations                  | Renovation       | 1,620,000            | 500,000            |                    | 500,000          |
| Domestic Water Upgrades               | Renovation       | 1,080,000            | 500,000            |                    | 500,000          |
| Elevator Upgrades/Modernization       | Renovation       | 1,080,000            | 500,000            |                    | 500,000          |
| Campus Security Fencing               | Renovation       | 1,620,000            | 500,000            |                    | 500,000          |
| <b>Project Total</b>                  |                  | <b>18,676,000</b>    | <b>8,000,000</b>   |                    | <b>8,000,000</b> |
| Critical Maintenance                  |                  | 5,350,000            | 540,000            | 540,000            |                  |
| Deferred Maintenance                  |                  | 119,383,648          | 2,390,000          | 2,390,000          |                  |
| Replacement Equipment & Library       |                  |                      | 421,268            | 421,268            |                  |
| <b>Total</b>                          |                  | <b>143,409,648</b>   | <b>11,351,268</b>  | <b>11,351,268</b>  |                  |
| <b>UCA</b>                            |                  |                      |                    |                    |                  |
| Projects:                             |                  |                      |                    |                    |                  |
| Multi-Purpose Sports Facility         | New Construction | 45,000,000           | 2,500,000          | 2,500,000          |                  |
| Lewis Science Center Replacement      | Renovation       | 19,275,000           | 2,500,000          | 2,500,000          |                  |
| Mashburn Hall Renovation              | Renovation       | 18,000,000           | 2,500,000          | 2,500,000          |                  |
| Old Main Renovation                   | Renovation       | 21,700,000           | 2,500,000          | 2,500,000          |                  |
| <b>Project Total</b>                  |                  | <b>103,975,000</b>   | <b>10,000,000</b>  | <b>10,000,000</b>  |                  |
| Critical Maintenance                  |                  | 34,020,000           | 3,400,000          | 3,400,000          |                  |
| Deferred Maintenance                  |                  | 377,220,301          | 7,540,000          | 7,540,000          |                  |
| Replacement Equipment & Library       |                  |                      | 2,627,252          | 2,627,252          |                  |
| <b>Total</b>                          |                  | <b>515,215,301</b>   | <b>23,567,252</b>  | <b>23,567,252</b>  |                  |
| <b>SubTotal 4 - Year Universities</b> |                  |                      |                    |                    |                  |
| Project Total                         |                  | 736,708,050          | 94,500,000         | 94,500,000         |                  |
| Critical Maintenance Total            |                  | 354,514,978          | 35,460,000         | 35,460,000         |                  |
| Deferred Maintenance Total            |                  | 2,307,504,964        | 46,150,000         | 46,150,000         |                  |
| Replacement Equipment & Library Total |                  |                      | 21,725,823         | 21,725,823         |                  |
| <b>Total</b>                          |                  | <b>3,398,727,992</b> | <b>197,835,823</b> | <b>197,835,823</b> |                  |

|  |                     |                   |                  |                   |                |
|--|---------------------|-------------------|------------------|-------------------|----------------|
| <b>ATU - Ozark</b>   |                     |                   |                  | Agenda Item No. 3 |                |
| Projects:  |                     |                   |                  |                   |                |
| Collegiate Center Roof Replacement and Interior Renovation | Energy Conservation | 691,900           | 691,900          |                   | 691,900        |
| Project Total  |                     | <u>691,900</u>    | <u>691,900</u>   |                   | <u>691,900</u> |
| Critical Maintenance                                       |                     | 154,806           | 20,000           |                   | 20,000         |
| Deferred Maintenance                                       |                     | 10,540,084        | 210,000          |                   | 210,000        |
| Replacement Equipment & Library                            |                     |                   | 0                |                   | 0              |
| <b>Total</b>   |                     | <b>11,386,790</b> | <b>921,900</b>   |                   | <b>921,900</b> |
| <b>UAM-Crossett</b>  |                     |                   |                  |                   |                |
| Projects:  |                     |                   |                  |                   |                |
| Workforce/Collegiate Center UAM CTC                        | New Construction    | 6,650,000         | 2,500,000        | 2,500,000         |                |
| Project Total  |                     | <u>6,650,000</u>  | <u>2,500,000</u> | <u>2,500,000</u>  |                |
| Critical Maintenance                                       |                     | 1,175,000         | 120,000          | 120,000           |                |
| Deferred Maintenance                                       |                     | 7,053,251         | 140,000          | 140,000           |                |
| Replacement Equipment & Library                            |                     |                   | 0                | 0                 |                |
| <b>Total</b>   |                     | <b>14,878,251</b> | <b>2,760,000</b> | <b>2,760,000</b>  |                |
| <b>UAM-McGehee</b>   |                     |                   |                  |                   |                |
| Projects:  |                     |                   |                  |                   |                |
| General Education Building UAM CTM                         | New Construction    | 11,750,000        | 2,500,000        | 2,500,000         |                |
| Project Total  |                     | <u>11,750,000</u> | <u>2,500,000</u> | <u>2,500,000</u>  |                |
| Critical Maintenance                                       |                     | 2,175,000         | 220,000          | 220,000           |                |
| Deferred Maintenance                                       |                     | 8,263,304         | 170,000          | 170,000           |                |
| Replacement Equipment & Library                            |                     |                   | 0                | 0                 |                |
| <b>Total</b>   |                     | <b>22,188,304</b> | <b>2,890,000</b> | <b>2,890,000</b>  |                |
| <b>SubTotal Technical Centers</b>                          |                     |                   |                  |                   |                |
| Project Total  |                     | 19,091,900        | 5,691,900        | 5,691,900         |                |
| Critical Maintenance Total                                 |                     | 3,504,806         | 360,000          | 360,000           |                |
| Deferred Maintenance Total                                 |                     | 25,856,639        | 520,000          | 520,000           |                |
| Replacement Equipment & Library Total                      |                     |                   | 0                | 0                 |                |
| <b>Total</b>   |                     | <b>48,453,345</b> | <b>6,571,900</b> | <b>6,571,900</b>  |                |

|   |            |                   |                   |
|---|------------|-------------------|-------------------|
| <b>ASU-SYS</b>  |            |                   |                   |
| Projects:   |            |                   |                   |
| For construction, renovation, maintenance, equipment, personal services and operating expenses of the various institutions and entities of the Arkansas State University System |            |                   |                   |
|   | Other      | 25,000,000        | 25,000,000        |
|   |            | <u>25,000,000</u> | <u>25,000,000</u> |
| Project Total   |            | 25,000,000        | 25,000,000        |
| Critical Maintenance  |            | 0                 | 0                 |
| Deferred Maintenance  |            | 0                 | 0                 |
| Replacement Equipment & Library   |            | 0                 | 0                 |
| <b>Total</b>  |            | <b>25,000,000</b> | <b>25,000,000</b> |
| <b>SAUT - Arkansas Environmental Training Academy</b>   |            |                   |                   |
| Projects:   |            |                   |                   |
| No Requests   |            | <u>0</u>          | <u>0</u>          |
| Project Total   |            | 0                 | 0                 |
| Critical Maintenance  |            | 243,072           | 20,000            |
| Deferred Maintenance  |            | 825,389           | 20,000            |
| Replacement Equipment & Library   |            | 0                 | 0                 |
| <b>Total</b>  |            | <b>1,068,461</b>  | <b>40,000</b>     |
| <b>SAUT - Arkansas Fire Training Academy</b>  |            |                   |                   |
| Projects:   |            |                   |                   |
| AFTA Equipment Replacement  | Other      | 91,000            | 91,000            |
| AFTA Training Ground Enhancements   | Renovation | 12,129,910        | 2,172,000         |
| AFTA HVAC Improvements  | Renovation | <u>237,000</u>    | <u>237,000</u>    |
| Project Total   |            | 12,457,910        | 2,500,000         |
| Critical Maintenance  |            | 400,297           | 40,000            |
| Deferred Maintenance  |            | 2,882,000         | 60,000            |
| Replacement Equipment & Library   |            | 0                 | 0                 |
| <b>Total</b>  |            | <b>15,740,207</b> | <b>2,600,000</b>  |

| <b>UA-AAS</b>   |                           |                   |                  | Agenda Item No. 3 |                  |
|---|---------------------------|-------------------|------------------|-------------------|------------------|
| Projects:   |                           |                   |                  |                   |                  |
| HVAC System Replacement   | Eneergy Conservation      | 1,175,000         | 1,175,000        |                   | 1,175,000        |
| Archaeological Data/Object Security and Accessibility           | Renovation                | 396,400           | 396,400          |                   | 396,400          |
| Remote Sensing and Archeological Object Analysis                | Technology Infrastructure | 306,989           | 306,989          |                   | 306,989          |
| <b>Project Total</b>  |                           | <b>1,878,389</b>  | <b>1,878,389</b> |                   | <b>1,878,389</b> |
| Critical Maintenance  |                           | 1,168,304         | 120,000          |                   | 120,000          |
| Deferred Maintenance  |                           | 4,648,310         | 90,000           |                   | 90,000           |
| Replacement Equipment & Library                                 |                           |                   | 0                |                   | 0                |
| <b>Total</b>  |                           | <b>7,695,003</b>  | <b>2,088,389</b> |                   | <b>2,088,389</b> |
| <b>UA-AREON</b>   |                           |                   |                  |                   |                  |
| Projects:   |                           |                   |                  |                   |                  |
| Telecommunications Shelter Power Reliability                    | Technology Infrastructure | 285,000           | 285,000          | 285,000           |                  |
| Telecommunications Shelter Facility Upgrades                    | Renovation                | 39,000            | 39,000           | 39,000            |                  |
| Telecommunications Shelter Security Enhancements                | Technology Infrastructure | 91,500            | 91,500           | 91,500            |                  |
| Fiber Optic Network Transmission Equipment Lifecycle Management | Technology Infrastructure | 450,000           | 450,000          | 450,000           |                  |
| <b>Project Total</b>  |                           | <b>865,500</b>    | <b>865,500</b>   | <b>865,500</b>    |                  |
| Critical Maintenance  |                           | 0                 | 0                | 0                 |                  |
| Deferred Maintenance  |                           | 0                 | 0                | 0                 |                  |
| Replacement Equipment & Library                                 |                           |                   | 0                | 0                 |                  |
| <b>Total</b>  |                           | <b>865,500</b>    | <b>865,500</b>   | <b>865,500</b>    |                  |
| <b>UA-ASMSA</b>   |                           |                   |                  |                   |                  |
| Projects:   |                           |                   |                  |                   |                  |
| Downtown Arts Center  | New Construction          | 10,000,000        | 1,150,000        | 1,150,000         |                  |
| Wellness Center   | New Construction          | 8,000,000         | 1,000,000        | 1,000,000         |                  |
| STEM Research Lab Upgrades                                      | Other                     | 350,000           | 350,000          | 350,000           |                  |
| Residence Hall and Learning Lab                                 | New Construction          | 8,000,000         | 0                | 0                 |                  |
| <b>Project Total</b>  |                           | <b>26,350,000</b> | <b>2,500,000</b> | <b>2,500,000</b>  |                  |
| Critical Maintenance  |                           | 0                 | 0                | 0                 |                  |
| Deferred Maintenance  |                           | 0                 | 0                | 0                 |                  |
| Replacement Equipment & Library                                 |                           |                   | 0                | 0                 |                  |
| <b>Total</b>  |                           | <b>26,350,000</b> | <b>2,500,000</b> | <b>2,500,000</b>  |                  |



|  |          |          |                   |          |
|--|----------|----------|-------------------|----------|
| <b>UA - Criminal Justice Institute</b> |          |          | Agenda Item No. 3 |          |
| Projects:                              |          |          |                   |          |
| No Requests                            | 0        | 0        |                   | 0        |
| Project Total                          | 0        | 0        |                   | 0        |
| Critical Maintenance                   | 0        | 0        |                   | 0        |
| Deferred Maintenance                   | 0        | 0        |                   | 0        |
| Replacement Equipment & Library        | 0        | 0        |                   | 0        |
| <b>Total</b>                           | <b>0</b> | <b>0</b> |                   | <b>0</b> |
| <b>UA - Clinton School</b>             |          |          |                   |          |
| Projects:                              |          |          |                   |          |
| No Requests                            | 0        | 0        |                   | 0        |
| Project Total                          | 0        | 0        |                   | 0        |
| Critical Maintenance                   | 0        | 0        |                   | 0        |
| Deferred Maintenance                   | 0        | 0        |                   | 0        |
| Replacement Equipment & Library        | 0        | 0        | 0                 |          |
| <b>Total</b>                           | <b>0</b> | <b>0</b> | <b>0</b>          |          |

| <b>UAMS</b>  |                  |                    |                   | Agenda            |            |
|--|------------------|--------------------|-------------------|-------------------|------------|
| Projects:  |                  |                    |                   |                   |            |
| No Requests  |                  | 0                  | 0                 |                   | 0          |
| Project Total  |                  | 0                  | 0                 |                   | 0          |
| Critical Maintenance   |                  | 49,039,249         | 4,900,000         |                   | 4,900,000  |
| Deferred Maintenance   |                  | 679,778,870        | 13,600,000        |                   | 13,600,000 |
| Replacement Equipment & Library  |                  |                    | 2,535,302         |                   | 2,535,302  |
| <b>Total</b>   |                  | <b>728,818,119</b> | <b>21,035,302</b> | <b>21,035,302</b> |            |
| <b>UA-SYS</b>  |                  |                    |                   |                   |            |
| Projects:  |                  |                    |                   |                   |            |
| System Office Expansion  | New Construction | 2,468,550          | 2,198,000         | 2,198,000         |            |
| Pines Cabin Renovation   | Renovation       | 302,000            | 302,000           | 302,000           |            |
| For construction, renovation, maintenance, equipment, personal services and operating expenses of the various institutions and entities of the University of Arkansas System |                  |                    |                   |                   |            |
|  | Other            | 25,000,000         | 25,000,000        | 25,000,000        |            |
| Project Total  |                  | 27,770,550         | 27,500,000        | 27,500,000        |            |
| Critical Maintenance   |                  | 494,000            | 50,000            | 50,000            |            |
| Deferred Maintenance   |                  | 2,648,327          | 50,000            | 50,000            |            |
| Replacement Equipment & Library  |                  |                    | 0                 | 0                 |            |
| <b>Total</b>   |                  | <b>30,912,877</b>  | <b>27,600,000</b> | <b>27,600,000</b> |            |

| <b>UA-System - Div. of Agriculture</b> |                  |                    |                   | Agenda Item No. 3 |                  |
|--|------------------|--------------------|-------------------|-------------------|------------------|
| Projects:                              |                  |                    |                   |                   |                  |
| Lonoke Extension Center Expansion      | New Construction | 2,100,000          | 2,100,000         |                   | 2,100,000        |
| Project Total                          |                  | <u>2,100,000</u>   | <u>2,100,000</u>  |                   | 2,100,000        |
| Critical Maintenance                   |                  | 9,069,312          | 910,000           |                   | 910,000          |
| Deferred Maintenance                   |                  | 96,574,064         | 1,930,000         |                   | 1,930,000        |
| Replacement Equipment & Library        |                  |                    | 0                 |                   | 0                |
| <b>Total</b>                           |                  | <b>107,743,376</b> | <b>4,940,000</b>  |                   | <b>4,940,000</b> |
| <b>SubTotal Non-Formula</b>            |                  |                    |                   |                   |                  |
| Project Total                          |                  | 96,422,349         | 62,343,889        |                   | 62,343,889       |
| Critical Maintenance Total             |                  | 60,414,234         | 6,040,000         | 6,040,000         |                  |
| Deferred Maintenance Total             |                  | 787,356,960        | 15,750,000        | 15,750,000        |                  |
| Replacement Equipment & Library Total  |                  |                    | 2,535,302         | 2,535,302         |                  |
| <b>Total</b>                           |                  | <b>944,193,543</b> | <b>86,669,191</b> | <b>86,669,191</b> |                  |

| <b>ANC</b>                              |                           |                   |                  | Agenda Item No. 3 |           |
|---|---------------------------|-------------------|------------------|-------------------|-----------|
| Projects:                               |                           |                   |                  |                   |           |
| Admin Building Roof Replacement         | Renovation                | 1,350,000         | 1,350,000        |                   | 1,350,000 |
| <b>Project Total</b>                    |                           | <u>1,350,000</u>  | <u>1,350,000</u> |                   | 1,350,000 |
| Critical Maintenance                    |                           | 6,802,114         | 680,000          |                   | 680,000   |
| Deferred Maintenance                    |                           | 13,293,480        | 270,000          |                   | 270,000   |
| Replacement Equipment & Library         |                           |                   | 116,840          |                   | 116,840   |
| <b>Total</b>                            |                           | <b>21,445,594</b> | <b>2,416,840</b> | <b>2,416,840</b>  |           |
| <b>ASUB</b>                             |                           |                   |                  |                   |           |
| Projects:                               |                           |                   |                  |                   |           |
| Owen Center                             | Renovation                | 4,322,000         | 2,050,000        | 2,050,000         |           |
| State Hall                              | Renovation                | 3,143,000         | 2,000,000        | 2,000,000         |           |
| Expansion & Update of IT Infrastructure | Technology Infrastructure | 450,000           | 450,000          | 450,000           |           |
| <b>Project Total</b>                    |                           | <u>7,915,000</u>  | <u>4,500,000</u> | 4,500,000         |           |
| Critical Maintenance                    |                           | 4,450,406         | 450,000          | 450,000           |           |
| Deferred Maintenance                    |                           | 13,364,583        | 270,000          | 270,000           |           |
| Replacement Equipment & Library         |                           |                   | 356,080          | 356,080           |           |
| <b>Total</b>                            |                           | <b>25,729,989</b> | <b>5,576,080</b> | <b>5,576,080</b>  |           |
| <b>ASUMH</b>                            |                           |                   |                  |                   |           |
| Projects:                               |                           |                   |                  |                   |           |
| Technical Center Roof Coating           | Renovation                | 1,000,000         | 1,000,000        | 1,000,000         |           |
| Critical Maintenance Equip. Project     | Other                     | 2,700,000         | 1,600,000        | 1,600,000         |           |
| IT Infrastructure Upgrades/Replacement  | Technology Infrastructure | 300,000           | 300,000          | 300,000           |           |
| Vada Shied Community Center             | Other                     | 1,350,000         | 1,000,000        | 1,000,000         |           |
| Security System Upgrades                | Technology Infrastructure | 100,000           | 100,000          | 100,000           |           |
| <b>Project Total</b>                    |                           | <u>5,450,000</u>  | <u>4,000,000</u> | 4,000,000         |           |
| Critical Maintenance                    |                           | 20,000            | 0                | 0                 |           |
| Deferred Maintenance                    |                           | 15,629,989        | 310,000          | 310,000           |           |
| Replacement Equipment & Library         |                           |                   | 156,560          | 156,560           |           |
| <b>Total</b>                            |                           | <b>21,099,989</b> | <b>4,466,560</b> | <b>4,466,560</b>  |           |

| <b>ASUMS</b>  |                           |                   |                  |                  |  | Agenda Item No. 3 |
|---|---------------------------|-------------------|------------------|------------------|--|-------------------|
| Projects:   |                           |                   |                  |                  |  |                   |
| Classroom Technology Upgrades                             | Equipment Replacement     | 800,000           | 800,000          | 800,000          |  |                   |
| Student Laptop Upgrades                                   | Equipment Replacement     | 250,000           | 250,000          | 250,000          |  |                   |
| Campus Security Updates                                   | Equipment Replacement     | 250,000           | 250,000          | 250,000          |  |                   |
| Technology Infrastructure Upgrades                        | Technology Infrastructure | 400,000           | 400,000          | 400,000          |  |                   |
| Project Total   |                           | <u>1,700,000</u>  | <u>1,700,000</u> | <u>1,700,000</u> |  |                   |
| Critical Maintenance                                      |                           | 1,073,500         | 110,000          | 110,000          |  |                   |
| Deferred Maintenance                                      |                           | 28,327,563        | 570,000          | 570,000          |  |                   |
| Replacement Equipment & Library                           |                           |                   | 82,080           | 82,080           |  |                   |
| <b>Total</b>  |                           | <b>31,101,063</b> | <b>2,462,080</b> | <b>2,462,080</b> |  |                   |
| <b>ASUN</b>   |                           |                   |                  |                  |  |                   |
| Projects:   |                           |                   |                  |                  |  |                   |
| Center for Health Sciences ASUN Newport Campus            | New Construction          | 9,780,000         | 0                | 0                |  |                   |
| Nursing and Health Professions Building Renovation        |                           |                   |                  |                  |  |                   |
| ASUN Marked Tree Campus                                   | Renovation                | 2,750,000         | 1,000,000        | 1,000,000        |  |                   |
| Main Building Remodel ASUN Jonesboro Campus               | Renovation                | 2,300,000         | 1,000,000        | 1,000,000        |  |                   |
| Classroom/Student Services Building ASUN Jonesboro Campus | New Construction          | 8,000,000         | 0                | 0                |  |                   |
| Main Building Remodeling ASUN Marked Tree Campus          | Renovation                | 2,000,000         | 1,000,000        | 1,000,000        |  |                   |
| ASUN Jonesboro Campus                                     | New Construction          | 3,500,000         | 0                | 0                |  |                   |
| Phase 2 Photovoltaic Solar Array                          | Other                     | 1,750,000         | 1,000,000        | 1,000,000        |  |                   |
| Project Total   |                           | <u>30,080,000</u> | <u>4,000,000</u> | <u>4,000,000</u> |  |                   |
| Critical Maintenance                                      |                           | 0                 | 0                | 0                |  |                   |
| Deferred Maintenance                                      |                           | 21,480,100        | 430,000          | 430,000          |  |                   |
| Replacement Equipment & Library                           |                           |                   | 285,273          | 285,273          |  |                   |
| <b>Total</b>  |                           | <b>51,560,100</b> | <b>4,715,273</b> | <b>4,715,273</b> |  |                   |

| <b>ASUTR</b>                         |                     |                   |                  | Agenda Item No. 3 |                  |
|--------------------------------------|---------------------|-------------------|------------------|-------------------|------------------|
| Projects:                            |                     |                   |                  |                   |                  |
| Workforce Training Expansion         | Renovation          | 1,800,000         | 1,000,000        |                   | 1,000,000        |
| Career Center Classroom Building     | New Construction    | 4,750,000         | 1,380,000        |                   | 1,380,000        |
| Energy Management System             | Energy Conservation | 400,000           | 400,000          |                   | 400,000          |
| Science Building Renovation          | Renovation          | 500,000           | 500,000          |                   | 500,000          |
| Facilities Management Building       | New Construction    | 720,000           | 720,000          |                   | 720,000          |
| Project Total                        |                     | <u>8,170,000</u>  | <u>4,000,000</u> |                   | 4,000,000        |
| Critical Maintenance                 |                     | 30,000            | 0                |                   | 0                |
| Deferred Maintenance                 |                     | 12,179,487        | 240,000          |                   | 240,000          |
| Replacement Equipment & Library      |                     |                   | 94,780           |                   | 94,780           |
| <b>Total</b>                         |                     | <b>20,379,487</b> | <b>4,334,780</b> |                   | <b>4,334,780</b> |
| <b>BRTC</b>                          |                     |                   |                  |                   |                  |
| Projects:                            |                     |                   |                  |                   |                  |
| RCDC Bldg. Renovation                | Renovation          | 697,500           | 697,500          | 697,500           |                  |
| "A" & "B" Bldg. Renovation           | Renovation          | 247,500           | 247,500          | 247,500           |                  |
| Global Education Center              | Renovation          | 225,000           | 225,000          | 225,000           |                  |
| Integrated Automation Technology Lab | Renovation          | 382,500           | 382,500          | 382,500           |                  |
| Health Science Complex               | Renovation          | 405,000           | 405,000          | 405,000           |                  |
| Project Total                        |                     | <u>1,957,500</u>  | <u>1,957,500</u> | 1,957,500         |                  |
| Critical Maintenance                 |                     | <u>683,200</u>    | 70,000           | 70,000            |                  |
| Deferred Maintenance                 |                     | 23,609,542        | 470,000          | 470,000           |                  |
| Replacement Equipment & Library      |                     |                   | 168,167          | 168,167           |                  |
| <b>Total</b>                         |                     | <b>26,250,242</b> | <b>2,665,667</b> | <b>2,665,667</b>  |                  |

| CCCUA                                |                           |                   |                  |                  | Agenda Item No. 3 |
|--------------------------------------|---------------------------|-------------------|------------------|------------------|-------------------|
| Projects:                            |                           |                   |                  |                  |                   |
| Fiber Optic & Switch Replacements    | Technology Infrastructure | 475,000           | 475,000          | 475,000          |                   |
| Multi-purpose / Convocation Ctr      | New Construction          | 11,400,000        | 2,955,000        | 2,955,000        |                   |
| Roof Replacement - Nashville Atrium  | Renovation                | 570,000           | 570,000          | 570,000          |                   |
| Project Total                        |                           | 12,445,000        | 4,000,000        | 4,000,000        |                   |
| Critical Maintenance                 |                           | 962,000           | 100,000          | 100,000          |                   |
| Deferred Maintenance                 |                           | 18,518,861        | 370,000          | 370,000          |                   |
| Replacement Equipment & Library      |                           |                   | 118,800          | 118,800          |                   |
| <b>Total</b>                         |                           | <b>31,925,861</b> | <b>4,588,800</b> | <b>4,588,800</b> |                   |
| EACC                                 |                           |                   |                  |                  |                   |
| Projects:                            |                           |                   |                  |                  |                   |
| Switchgear Replacement               | Technology Infrastructure | 400,000           | 400,000          | 400,000          |                   |
| Structural Corrections               | Renovation                | 730,000           | 730,000          | 730,000          |                   |
| Ground Repair new FAC and LRC        | Renovation                | 375,000           | 375,000          | 375,000          |                   |
| Roofs                                | Renovation                | 200,000           | 200,000          | 200,000          |                   |
| Renovation of Admin & FAC            | Renovation                | 575,000           | 575,000          | 575,000          |                   |
| New Welding/HVAC training labs       | New Construction          | 615,000           | 615,000          | 615,000          |                   |
| Air Conditioning for Vocational Labs | Renovation                | 100,000           | 100,000          | 100,000          |                   |
| Demolition-vacant buildings          | Renovation                | 500,000           | 500,000          | 500,000          |                   |
| Widen South Campus Entrance          | Renovation                | 50,000            | 50,000           | 50,000           |                   |
| Asphalt for part of Welcome Way      | Renovation                | 195,000           | 195,000          | 195,000          |                   |
| Painting CTE Shops and Awnings       | Renovation                | 80,000            | 80,000           | 80,000           |                   |
| Tower Repair                         | Renovation                | 50,000            | 50,000           | 50,000           |                   |
| Project Total                        |                           | 3,870,000         | 3,870,000        | 3,870,000        |                   |
| Critical Maintenance                 |                           | 437,000           | 40,000           | 40,000           |                   |
| Deferred Maintenance                 |                           | 26,020,873        | 520,000          | 520,000          |                   |
| Replacement Equipment & Library      |                           |                   | 100,427          | 100,427          |                   |
| <b>Total</b>                         |                           | <b>30,327,873</b> | <b>4,530,427</b> | <b>4,530,427</b> |                   |
| NAC                                  |                           |                   |                  |                  |                   |
| Projects:                            |                           |                   |                  |                  |                   |
| Bradley Center Expansion             | New Construction          | 22,559,200        | 2,195,000        | 2,195,000        |                   |
| Technology Systems Improvements      | Technology                | 1,245,000         | 1,245,000        | 1,245,000        |                   |
| Replace Sliding-Glass Doors          | Renovation                | 275,000           | 275,000          | 275,000          |                   |
| Renovate Tiered Classrooms for ADA   | Renovation                | 285,000           | 285,000          | 285,000          |                   |
| Project Total                        |                           | 24,364,200        | 4,000,000        | 4,000,000        |                   |

|                                 |                   |                  |                  |
|---------------------------------|-------------------|------------------|------------------|
| Critical Maintenance            | 1,954,500         | 200,000          | 200,000          |
| Deferred Maintenance            | 21,461,545        | 430,000          | 430,000          |
| Replacement Equipment & Library |                   | 200,613          | 200,613          |
| <b>Total</b>                    | <b>47,780,245</b> | <b>4,830,613</b> | <b>4,830,613</b> |



| NPC                                 |                           |                   |                  |                  |  | Agenda Item No. 3 |  |
|-------------------------------------|---------------------------|-------------------|------------------|------------------|--|-------------------|--|
| Projects:                           |                           |                   |                  |                  |  |                   |  |
| Pedestrian Bridge (4) Repair        | Renovation                | 88,005            | 88,005           | 88,005           |  |                   |  |
| Gym Complex HVAC Replacement        | Renovation                | 343,000           | 343,000          | 343,000          |  |                   |  |
| Gerald Fisher CC Roof Replacement   | Renovation                | 170,690           | 170,690          | 170,690          |  |                   |  |
| Welding Technology Center           | New Construction          | 6,870,000         | 3,398,305        | 3,398,305        |  |                   |  |
| Project Total                       |                           | 7,471,695         | 4,000,000        | 4,000,000        |  |                   |  |
| Critical Maintenance                |                           | 1,583,100         | 160,000          | 160,000          |  |                   |  |
| Deferred Maintenance                |                           | 40,338,627        | 810,000          | 810,000          |  |                   |  |
| Replacement Equipment & Library     |                           |                   | 285,060          | 285,060          |  |                   |  |
| <b>Total</b>                        |                           | <b>49,393,422</b> | <b>5,255,060</b> | <b>5,255,060</b> |  |                   |  |
| NWACC                               |                           |                   |                  |                  |  |                   |  |
| Projects:                           |                           |                   |                  |                  |  |                   |  |
| End Point Detection Remediation     | Technology Infrastructure | 250,000           | 250,000          | 250,000          |  |                   |  |
| Burns Hall HVAC Water Units         | Critical Maintenance      | 329,000           | 329,000          | 329,000          |  |                   |  |
| White Auditorium                    | Renovation                | 277,000           | 277,000          | 277,000          |  |                   |  |
| Library Holdings Improvements       | Library Holdings          | 62,785            | 0                | 0                |  |                   |  |
| Health Professions Building 2       | New Construction          | 48,300,000        | 4,144,000        | 4,144,000        |  |                   |  |
| Project Total                       |                           | 49,218,785        | 5,000,000        | 5,000,000        |  |                   |  |
| Critical Maintenance                |                           | 7,945,000         | 790,000          | 790,000          |  |                   |  |
| Deferred Maintenance                |                           | 37,233,865        | 740,000          | 740,000          |  |                   |  |
| Replacement Equipment & Library     |                           |                   | 773,300          | 773,300          |  |                   |  |
| <b>Total</b>                        |                           | <b>94,397,650</b> | <b>7,303,300</b> | <b>7,303,300</b> |  |                   |  |
| OZC                                 |                           |                   |                  |                  |  |                   |  |
| Projects:                           |                           |                   |                  |                  |  |                   |  |
| Administration Building Roof & HVAC | Renovation                | 600,000           | 600,000          | 600,000          |  |                   |  |
| Skilled Trades Facility - Ash Flat  | New Construction          | 2,000,000         | 2,000,000        | 2,000,000        |  |                   |  |
| Project Total                       |                           | 2,600,000         | 2,600,000        | 2,600,000        |  |                   |  |
| Critical Maintenance                |                           | 850,000           | 90,000           | 90,000           |  |                   |  |
| Deferred Maintenance                |                           | 14,641,862        | 290,000          | 290,000          |  |                   |  |
| Replacement Equipment & Library     |                           |                   | 100,107          | 100,107          |  |                   |  |
| <b>Total</b>                        |                           | <b>18,091,862</b> | <b>3,080,107</b> | <b>3,080,107</b> |  |                   |  |

| PCCUA                                      |                           |                   |                  |                  |  | Agenda Item No. 3 |  |
|--|---------------------------|-------------------|------------------|------------------|--|-------------------|--|
| Projects:                                  |                           |                   |                  |                  |  |                   |  |
| Campus Fire/Security System Upgrades       | Technology Infrastructure | 1,750,000         | 1,750,000        | 1,750,000        |  |                   |  |
| ADA Compliance Improvements                | Renovation                | 250,000           | 250,000          | 250,000          |  |                   |  |
| Roof Repair & Replacement                  | Renovation                | 700,000           | 700,000          | 700,000          |  |                   |  |
| HVAC and LED Efficiency Upgrades           | Energy Conservation       | 250,000           | 250,000          | 250,000          |  |                   |  |
| Project Total                              |                           | <u>2,950,000</u>  | <u>2,950,000</u> | <u>2,950,000</u> |  |                   |  |
| Critical Maintenance                       |                           | 6,185,299         | 620,000          | 620,000          |  |                   |  |
| Deferred Maintenance                       |                           | 52,891,503        | 1,060,000        | 1,060,000        |  |                   |  |
| Replacement Equipment & Library            |                           |                   | 133,340          | 133,340          |  |                   |  |
| <b>Total</b>                               |                           | <b>62,026,802</b> | <b>4,763,340</b> | <b>4,763,340</b> |  |                   |  |
| SAC  |                           |                   |                  |                  |  |                   |  |
| Projects:                                  |                           |                   |                  |                  |  |                   |  |
| Facilities Plant Building                  | New Construction          | 4,451,000         | 1,850,000        | 1,850,000        |  |                   |  |
| Safety/ADA Compliance Upgrades             | Other                     | 150,000           | 150,000          | 150,000          |  |                   |  |
| Residential Facility                       | New Construction          | 4,921,000         | 0                | 0                |  |                   |  |
| Health Science Center Addition             | Other                     | 3,109,250         | 2,000,000        | 2,000,000        |  |                   |  |
| Project Total                              |                           | <u>12,631,250</u> | <u>4,000,000</u> | <u>4,000,000</u> |  |                   |  |
| Critical Maintenance                       |                           | 1,025,000         | 100,000          | 100,000          |  |                   |  |
| Deferred Maintenance                       |                           | 8,769,520         | 180,000          | 180,000          |  |                   |  |
| Replacement Equipment & Library            |                           |                   | 148,193          | 148,193          |  |                   |  |
| <b>Total</b>                               |                           | <b>22,425,770</b> | <b>4,428,193</b> | <b>4,428,193</b> |  |                   |  |
| SAUT                                       |                           |                   |                  |                  |  |                   |  |
| Projects:                                  |                           |                   |                  |                  |  |                   |  |
| Roof and Foundation Repair                 | Renovation                | 875,997           | 875,997          | 875,997          |  |                   |  |
| SAU Tech Center of Aerospace               | New Construction          | 13,599,000        | 0                | 0                |  |                   |  |
| HVAC Replacement SAU Tech                  | Renovation                | 2,502,500         | 2,000,000        | 2,000,000        |  |                   |  |
| Manning Hall and Shumaker Hall Renovations | Renovation                | 2,200,000         | 1,124,003        | 1,124,003        |  |                   |  |
| SAU Tech Alarm Panel Upgrades              | Technology Infrastructure | 175,000           | 175,000          | 175,000          |  |                   |  |
| Project Total                              |                           | <u>19,352,497</u> | <u>4,000,000</u> | <u>4,000,000</u> |  |                   |  |
| Critical Maintenance                       |                           | 7,404,558         | 740,000          | 740,000          |  |                   |  |
| Deferred Maintenance                       |                           | 52,308,883        | 1,050,000        | 1,050,000        |  |                   |  |
| Replacement Equipment & Library            |                           |                   | 126,933          | 126,933          |  |                   |  |
| <b>Total</b>                               |                           | <b>79,065,938</b> | <b>5,916,933</b> | <b>5,916,933</b> |  |                   |  |

| <b>SEAC</b>  |                  |                   |                  | Agenda Item No. 3 |           |
|--|------------------|-------------------|------------------|-------------------|-----------|
| Projects:  |                  |                   |                  |                   |           |
| SEARK Emergency Operations Center                  | New Construction | 5,800,000         | 3,300,000        |                   | 3,300,000 |
| New Basketball Court Floor                         | Renovation       | 200,000           | 0                |                   | 0         |
| New Student Center and Classrooms                  | New Construction | 25,000,000        | 0                |                   | 0         |
| Campus Roof Replacement - Founders Hall & McGeorge | Renovation       | 400,000           | 400,000          |                   | 400,000   |
| Testing Center Renovation                          | Renovation       | 50,000            | 50,000           |                   | 50,000    |
| Commons Building Renovation                        | Renovation       | 250,000           | 250,000          |                   | 250,000   |
| New Student Housing Building                       | New Construction | 30,000,000        | 0                |                   | 0         |
| Fitness Room                                       | New Construction | 75,000            | 0                |                   | 0         |
| Purchase Building Contiguous to the Campus         | Other            | 100,000           | 0                | 0                 |           |
| <b>Project Total</b>                               |                  | <b>61,875,000</b> | <b>4,000,000</b> | <b>4,000,000</b>  |           |
| Critical Maintenance                               |                  | 1,500,000         | 150,000          | 150,000           |           |
| Deferred Maintenance                               |                  | 16,452,145        | 330,000          | 330,000           |           |
| Replacement Equipment & Library                    |                  |                   | 132,687          | 132,687           |           |
| <b>Total</b>                                       |                  | <b>79,827,145</b> | <b>4,612,687</b> | <b>4,612,687</b>  |           |
| <b>UACCB</b>                                       |                  |                   |                  |                   |           |
| Projects:  |                  |                   |                  |                   |           |
| Gateway Center                                     | Renovation       | 15,000,000        | 2,000,000        | 2,000,000         |           |
| Student Success/Math/Science Bldg                  | New Construction | 8,520,000         | 0                | 0                 |           |
| Main Classroom Building Renovation                 | Renovation       | 3,500,000         | 1,000,000        | 1,000,000         |           |
| Land Acquisition                                   | Other            | 2,500,000         | 0                | 0                 |           |
| Vehicle Bridge                                     | Renovation       | 1,000,000         | 1,000,000        | 1,000,000         |           |
| <b>Project Total</b>                               |                  | <b>30,520,000</b> | <b>4,000,000</b> | <b>4,000,000</b>  |           |
| Critical Maintenance                               |                  | 5,949,700         | 590,000          | 590,000           |           |
| Deferred Maintenance                               |                  | 11,653,327        | 230,000          | 230,000           |           |
| Replacement Equipment & Library                    |                  |                   | 145,967          | 145,967           |           |
| <b>Total</b>                                       |                  | <b>48,123,027</b> | <b>4,965,967</b> | <b>4,965,967</b>  |           |

| UACCH-T                                |                           |                   |                  | Agenda Item No   |                  |
|--|---------------------------|-------------------|------------------|------------------|------------------|
| Projects:                              |                           |                   |                  |                  |                  |
| HVAC replacements                      | Renovation                | 820,000           | 820,000          |                  | 820,000          |
| Hempstead Hall Renovation              | Renovation                | 300,000           | 300,000          |                  | 300,000          |
| Building Upgrades and Maintenance      | Renovation                | 500,000           | 500,000          |                  | 500,000          |
| Project Total                          |                           | <u>1,620,000</u>  | <u>1,620,000</u> |                  | 1,620,000        |
| Critical Maintenance                   |                           | 3,381,054         | 340,000          |                  | 340,000          |
| Deferred Maintenance                   |                           | 14,966,793        | 300,000          |                  | 300,000          |
| Replacement Equipment & Library        |                           |                   | 97,340           |                  | 97,340           |
| <b>Total</b>                           |                           | <b>19,967,847</b> | <b>2,357,340</b> |                  | <b>2,357,340</b> |
| UACCM                                  |                           |                   |                  |                  |                  |
| Projects:                              |                           |                   |                  |                  |                  |
| Allied Health/Health Sciences Building | New Construction          | 7,000,000         | 2,000,000        | 2,000,000        |                  |
| East Campus Infrastructure/Renovation  | Renovation/Construction   | 2,000,000         | 2,000,000        | 2,000,000        |                  |
| Project Total                          |                           | <u>9,000,000</u>  | <u>4,000,000</u> | 4,000,000        |                  |
| Critical Maintenance                   |                           | 2,075,000         | 210,000          | 210,000          |                  |
| Deferred Maintenance                   |                           | 11,345,953        | 230,000          | 230,000          |                  |
| Replacement Equipment & Library        |                           |                   | 237,367          | 237,367          |                  |
| <b>Total</b>                           |                           | <b>22,420,953</b> | <b>4,677,367</b> | <b>4,677,367</b> |                  |
| UACCRM                                 |                           |                   |                  |                  |                  |
| Projects:                              |                           |                   |                  |                  |                  |
| Health Science Facility                | New Construction          | 9,715,000         | 3,209,000        | 3,209,000        |                  |
| Technology Upgrade of Lecture Hall     | Technology Infrastructure | 590,500           | 590,500          | 590,500          |                  |
| Allied Health Equipment                | Other                     | 200,500           | 200,500          | 200,500          |                  |
| Project Total                          |                           | <u>10,506,000</u> | <u>4,000,000</u> | 4,000,000        |                  |
| Critical Maintenance                   |                           | 564,789           | 60,000           | 60,000           |                  |
| Deferred Maintenance                   |                           | 6,431,134         | 130,000          | 130,000          |                  |
| Replacement Equipment & Library        |                           |                   | 88,933           | 88,933           |                  |
| <b>Total</b>                           |                           | <b>17,501,923</b> | <b>4,278,933</b> | <b>4,278,933</b> |                  |

| <b>UA-PTC</b>                               |                  |                      |                    | Agenda Item        |
|---|------------------|----------------------|--------------------|--------------------|
| Projects:                                   |                  |                      |                    |                    |
| Center for Innovation & Applied Engineering | New Construction | 26,000,000           | 2,920,000          | 2,920,000          |
| Renovation of Allied Health Building        | Renovation       | 1,330,000            | 1,330,000          | 1,330,000          |
| Renovation of Library                       | Renovation       | 750,000              | 750,000            | 750,000            |
| <b>Project Total</b>                        |                  | <b>28,080,000</b>    | <b>5,000,000</b>   | <b>5,000,000</b>   |
| Critical Maintenance                        |                  | 682,000              | 70,000             | 70,000             |
| Deferred Maintenance                        |                  | 32,902,861           | 660,000            | 660,000            |
| Replacement Equipment & Library             |                  |                      | 647,020            | 647,020            |
| <b>Total</b>                                |                  | <b>61,664,861</b>    | <b>6,377,020</b>   | <b>6,377,020</b>   |
| <b>SubTotal 2 Year</b>                      |                  |                      |                    |                    |
| Project Total                               |                  | 333,126,927          | 78,547,500         | 78,547,500         |
| Critical Maintenance Total                  |                  | 55,558,220           | 5,570,000          | 5,570,000          |
| Deferred Maintenance Total                  |                  | 493,822,496          | 9,890,000          | 9,890,000          |
| Replacement Equipment & Library Total       |                  |                      | 4,595,867          | 4,595,867          |
| <b>Total</b>                                |                  | <b>882,507,643</b>   | <b>98,603,367</b>  | <b>98,603,367</b>  |
| <b>Grand Total</b>                          |                  |                      |                    |                    |
| Project Total                               |                  | 1,185,349,226        | 241,083,289        | 241,083,289        |
| Critical Maintenance Total                  |                  | 473,992,238          | 47,430,000         | 47,430,000         |
| Deferred Maintenance Total                  |                  | 3,614,541,059        | 72,310,000         | 72,310,000         |
| Replacement Equipment & Library Total       |                  |                      | 28,856,992         | 28,856,992         |
| <b>Total</b>                                |                  | <b>5,273,882,523</b> | <b>389,680,281</b> | <b>389,680,281</b> |

**ECONOMIC FEASIBILITY OF BOND ISSUE  
ARKANSAS STATE UNIVERSITY-JONESBORO**

---

Arkansas State University-Jonesboro (ASUJ) requests approval of the economic feasibility of plans to issue federally taxable bonds in the amount of approximately \$30.0 million with a term of thirty (30) years with an estimated annual interest rate of 5.50 percent. Proceeds from the loan will be used for educational and general (E&G) purposes. Arkansas State University Board of Trustees approved this financing at its meeting on September 19, 2024.

The E&G issue will be \$30.0 million with an estimated annual debt service of \$2,038,297 and a term of thirty (30) years. Proceeds from the bond issue will be used to design, construct, furnish, and equip the College of Veterinary Medicine building, with an estimated square footage of approximately 55,392. Coordinating Board policy regarding debt service for E&G projects provides that a maximum of twenty-five (25) percent of net tuition and fee revenue less unrestricted educational and general scholarship expenditures may be pledged to E&G debt service.

Relevant data follows:

|   |               |
|---|---------------|
| Budgeted 2024-2025 Net Tuition and Fee Revenue .....      | \$ 78,652,115 |
| Maximum Allowable Debt Service (\$78,652,115 X 25%) ..... | \$ 19,663,029 |
| Existing Debt Service .....                               | \$ 4,662,175  |
| Proposed New Debt Service .....                           | \$ 2,038,297  |
| Amount Remaining for Additional Debt Service .....        | \$ 12,962,557 |

The above data demonstrates that Arkansas State University- Jonesboro has sufficient net tuition and fee revenue to support a bond issue of approximately \$30.0 million with a term of thirty (30) years at an estimated annual interest rate of 5.50 percent.

In accordance with board policy, any proceeds from bonds that require AHECB approval, which are used for the purchase or construction of new facilities, and result in additional square footage are subject to the AHECB maintenance policy as adopted in October 2010. Arkansas State University-Jonesboro will sustain a building maintenance fund to be supported by net tuition and fee revenue for the E&G facility. These funds will be held in separate accounts for the maintenance of the new facilities by transferring annually to plant funds based on the Association of Physical Plant Administrators (APPA) of Universities and Colleges recommendation. The current APPA recommendation is \$2.50 per gross square foot for E&G facilities. Based on estimated total square footage of 55,392, \$138,480 will be transferred annually.

The following resolution is presented for the board's consideration:

**RESOLVED**, That the Arkansas Higher Education Coordinating Board considers economically feasible plans for Arkansas State University- Jonesboro to issue federally taxable bonds in the amount of approximately \$30.0 million with a term of thirty (30) years with an estimated annual interest rate of 5.50 percent to design, construct, furnish, and equip the College of Veterinary Medicine building.

**FURTHER RESOLVED**, That the Commissioner of the Arkansas Division of Higher Education is authorized to notify the President and the Chair of the Board of Trustees of Arkansas State University-System, and the Chancellor of Arkansas State University-Jonesboro of the Coordinating Board's resolution.

**TECHNICAL CERTIFICATE AND CERTIFICATE OF PROFICIENCY  
IN ENERGY MANAGEMENT  
NORTH ARKANSAS COLLEGE**

---

**The following resolution is presented to the Arkansas Higher Education Coordinating Board for consideration:**

**RESOLVED**, That the Arkansas Higher Education Coordinating Board approves the offering of the Technical Certificate in Energy Management (CIP 15.1701) and the Certificate of Proficiency in Energy Management (CIP 15.1701), at North Arkansas College, effective Fall 2024.

**FURTHER RESOLVED**, That the Coordinating Board instructs the Commissioner of the Arkansas Division of Higher Education to inform the President and Chair of the Board of Trustees of North Arkansas College of the approval.



**TECHNICAL CERTIFICATE AND CERTIFICATE OF PROFICIENCY  
IN ENERGY MANAGEMENT  
NORTH ARKANSAS COLLEGE**

---

The administration and Board of Trustees of North Arkansas College (NAC) request approval to offer the Technical Certificate and Certificate of Proficiency in Energy Management, effective Fall 2024.

NAC is accredited by the Higher Learning Commission and the proposed program is within the role and scope established for the institution. The North Arkansas College Board of Trustees approved the program on February 8, 2024.

**Program Description**

Students enrolling in the proposed Energy Management program will explore energy auditing, renewable energy systems, energy-efficient building design, energy modeling, and energy codes and standards. Students will learn how to analyze energy usage data and develop energy management plans that can help reduce energy consumption and save costs. They will learn how to perform blower door and duct blasting tests; capture and interpret thermal imagery; install and service scaled solar, wind, and hydronic systems; and perform load calculations.

The proposed 17 credit-hour Certificate of Proficiency and 35 credit-hour Technical Certificate in Energy Management are designed to prepare students for an entry-level career in energy management, building science, and related fields, with a focus on sustainable practices and green technologies. The program will also focus on workforce training for local and regional businesses, partners, and contractors in the renewable energies industry. The proposed program will stack into the existing Associate of Applied Science in General Technology for those students wishing to further their education.

One part-time faculty member will be hired for the program. Existing resources and facilities will be utilized. Additional equipment will be acquired via donations, college funds, and future grants.

**Program Need**

Over the next 10 years, careers in the renewable energy industry are set to increase more than 3%, which exceeds most job growth projections for other skilled trades in Arkansas, Missouri, Oklahoma, and Texas. The demand for occupations in the renewable energy field is substantial, which shows how much businesses, industries, and individuals are dedicated to becoming energy independent. Wage projections indicate a median wage ranging from \$38,000 to \$53,000 or higher depending on the occupation chosen in this field.

North Arkansas College became aware of this need through national media coverage and by surveying related job markets in the HVAC and construction industries. One Arkansas company, Today's Building Science LLC, based out of Sherwood, has been involved in discussions about the proposed program since its inception and will provide curriculum guidance as well as employment opportunities for graduates of the proposed program. Additionally, First Star Energy has also expressed interest in employing future graduates.

### **Program Expenditures and Funding**

One part-time faculty with 1-3 years of experience in energy management or related field and having one or more BPI, LEED, IREC, or HERS certifications will be hired in the summer of 2024. A salary of \$20,600 is anticipated for this hire. Other expenditures include \$5,000-\$7,000 for faculty development, \$75,000-\$100,000 for solar panel and wind turbine training equipment, and approximately \$2,500-\$5,000 for facility renovations. Program accreditations will also be sought, and costs are estimated at \$3,500-\$4,500.

Funding for the proposed program will come from general revenue, possible Perkins funds and reserve funds, endowed chairs, and potential grants from Arkansas Advanced Energy Foundation (AAEF), the Office of Skills Development (OSD), and Arkansas Energy Department (AED).

### **Program Duplication**

There are no other active programs similar to the proposed program in the state of Arkansas.

### **Program Learning Outcomes**

#### Certificate of Proficiency

Upon successful completion, a student will be able to:

1. Demonstrate skills in the use of energy production, distribution, consumption, and efficiency, with a focus on high-performing building designs; solar, wind, and hydroelectric systems; and other renewable energy sources.
2. Demonstrate the ability to stay informed and embrace new and innovative solutions in the energy industry.
3. Identify economic, environmental, and social impacts of energy production and consumption, and the ability to evaluate the return on investment for various energy efficiency measures.
4. Demonstrate technical skills in building envelope design and construction, with a focus on energy efficiency, indoor air quality, and sustainability.
5. Describe the interrelationships between energy, the environment, and human well-being.

6. Present energy-related information to a variety of audiences.
7. Demonstrate technical skills in the use of HVAC-R (heating, ventilation, air conditioning, and refrigeration) systems and the ability to perform system assessments and design energy-efficient solutions.

Technical Certificate

Upon successful completion, a student will be able to:

1. Perform building envelope analysis, duct blasting, blower door testing, and other diagnostic procedures to evaluate a building's energy efficiency.
2. Demonstrate principles of the LEED (Leadership in Energy and Environmental Design), BPI (Building Performance Institute), RESNET (Residential Energy Services Network), and HERS (Home Energy Rating System) certification processes and the ability to evaluate a building's compliance with energy codes and standards.
3. Complete LEED and BPI Certification Exams.
4. Demonstrate practical skills with data analytics, including the use of energy management software to track energy consumption and evaluate energy performance.
5. Demonstrate the ability to promote sustainable energy practices.
6. Communicate effectively about energy-related topics.
7. Work effectively in teams on energy projects
8. Demonstrate a knowledge of careers in the energy sector, including positions as energy analysts, auditors, consultants, managers, and renewable energy specialists, with a specific emphasis on high performing building designs and renewable energy systems.

**Program Enrollment and Graduation Projections**

| <b>Academic Year</b> | <b>Projected Enrollment</b> | <b>Projected Graduates</b> |
|----------------------|-----------------------------|----------------------------|
| 2024 - 2025          | 5                           | 4                          |
| 2025 - 2026          | 7                           | 6                          |
| 2026 - 2027          | 9                           | 8                          |
| 2027 - 2028          | 11                          | 10                         |
| 2028 - 2029          | 13                          | 12                         |

**Program Curriculum**

Certificate of Proficiency in Energy Management

|                  |                                      |
|------------------|--------------------------------------|
| <i>ENGR 1003</i> | <i>Intro to Energy Management</i>    |
| <i>ENGR 1124</i> | <i>Energy Modeling</i>               |
| <i>ENGR 1123</i> | <i>HVAC-R Systems</i>                |
| <i>ENGR 1103</i> | <i>Building Science Fundamentals</i> |

TECH 1013           Tech Math  
TECH 1021           Industrial Safety  
*Italics = New Courses*

Technical Certificate in Energy Management

*ENGR 1003           Intro to Energy Management*  
*ENGR 1124           Energy Modeling*  
*ENGR 1123           HVAC-R Systems*  
*ENGR 1103           Building Science Fundamentals*  
*ENGR 2104           Building Envelop Analysis*  
*ENGR 2204           Renewable Energies and Sustainability*  
*ENGR 2223           High Performance Building Design*  
DVSC 2213           Data Analytics  
HVAC 2202           Residential and Commercial Load Calculations  
TECH 1013           Tech Math  
TECH 1021           Industrial Safety  
TECH 1102           Tech Communication  
*Italics = New Courses*

**ASSOCIATE OF SCIENCE IN DATA SCIENCE – DATA ANALYTICS  
ARKANSAS STATE UNIVERSITY NEWPORT**

---

**The following resolution is presented to the Arkansas Higher Education Coordinating Board for consideration:**

**RESOLVED**, That the Arkansas Higher Education Coordinating Board approves the offering of the Associate of Science in Data Science – Data Analytics (CIP 30.7001) at the Arkansas State University Newport, effective Spring 2025.

**FURTHER RESOLVED**, That the Coordinating Board instructs the Commissioner of the Arkansas Division of Higher Education to inform the Chancellor of Arkansas State University Newport and the Chair of the Board of Trustees of the Arkansas State University System of the approval.

## **ASSOCIATE OF SCIENCE IN DATA SCIENCE – DATA ANALYTICS ARKANSAS STATE UNIVERSITY NEWPORT**

---

The administration of Arkansas State University Newport (ASUN) and Board of Trustees of the Arkansas State University System request approval to offer the Associate of Science in Data Science – Data Analytics, effective Spring 2025.

ASUN is accredited by the Higher Learning Commission and the proposed program is within the role and scope established for the institution. The Arkansas State University System Board of Trustees approved the program on March 14, 2024.

### **Program Description**

The proposed, fully online Associate of Science in Data Science – Data Analytics will equip students with the skills needed to navigate artificial intelligence, automation, and the rapid pace of technological advancement in order to make timely, data-driven decisions and improve business processes and outcomes, develop new products, and make strategic marketing decisions. This high wage, high-demand employment sector provides students with a positive outlook for employment prospects, internship and apprenticeship opportunities, and overall long-term program viability.

By joining the DART Data Science Ecosystem/Consortium, guided by the University of Arkansas Fayetteville (UAF), ASUN has full access to curriculum, resources, professional development, and training available under the umbrella of the consortium. The proposed program's curriculum consists of 68 credit hours and allows students to also earn a Certificate of General Education as they progress through the program. Upon approval of the proposed program, ASUN will sign a 2+2 agreement with the UAF and has had a verbal commitment for a 2+2 agreement with both Arkansas State University and Lyon College.

One faculty member will be hired to teach the program initially. As the program grows, additional faculty and adjunct faculty may be added in the future. Existing facilities, resources, and equipment will be utilized.

### **Program Need**

Currently, there are 31 data scientists employed in the region and 1,088 data scientists employed statewide. With a 5-year annual growth rate average of 8.4% regionally and a statewide rate of 11.1%, the job future is promising for data scientists. Many data science positions have the capability of being performed remotely, which further expands the job market and opportunities within the region. The U.S. Bureau of Labor Statistics predicts employment in computer and information research scientists, in which Data Science resides, to increase 35% by 2032. The average annual wage of a data scientist in the region is \$82,400 and \$84,500 statewide.

ASUN first became aware of this need through conversations with a local employer. LifePlus approached ASUN about adding a data science program to meet local needs for employees with data analysis and programming capabilities.

### **Program Expenditures and Funding**

One full-time, Masters-level faculty member will be hired for program implementation and will serve as lead instructor in the program. A \$50,000 salary and \$23,766 benefit package are anticipated. No other administrative costs will be incurred. Existing resources, instructional equipment, facilities, and distance education capabilities will be utilized by the proposed program.

Funding for the proposed program will come from student tuition and fees and the reallocation of funds from the discontinuation of the AAS in Business Technology program.

### **Program Duplication**

Currently, the University of Arkansas Monticello and North Arkansas College have Associate of Science programs in Data Science. Northwest Arkansas Community College currently offers a Data Science option under their Associate of Science in Liberal Arts and Sciences.

Arkansas State University offers a Certificate of Proficiency, a Bachelor of Science, and a Graduate Certificate in Data Science. ASUN's potential 2+2 agreement with Arkansas State University would complement ASU's offering in this field.

### **Program Learning Outcomes**

Upon successful completion, a student will be able to:

1. Design, implement, and evaluate a data driven solution to meet a given set of stakeholder requirements in the context of the program's discipline involving the collection, representation, manipulation, storage, governance, security, modeling (descriptive, predictive, and prescriptive), and visualization of data.
2. Analyze a real-world problem facing industry, government, or society and apply principles of data science and other relevant disciplines to identify solutions.
3. Recognize professional responsibilities and make informed judgments in data science practice based on legal and ethical principles.
4. Apply critical thinking, problem identification, problem solving skills, theory, techniques, and tools throughout the data analysis lifecycle and employ the resulting knowledge to satisfy stakeholders' needs.
5. Function effectively as an entry-level member or participant on a multidisciplinary team engaged in activities appropriate to the program's discipline.

- 6. Communicate effectively (in written, verbal, technical, visual, and non-technical forms) in a variety of professional contexts and assist decision makers with the interpretation and implications of conclusions supported by data.

**Program Enrollment and Graduation Projections**

| Academic Year | Projected Enrollment | Projected Graduates |
|---------------|----------------------|---------------------|
| 2024 - 2025   | 20                   |                     |
| 2025 - 2026   | 20                   | 15                  |
| 2026 - 2027   | 22                   | 16                  |
| 2027 - 2028   | 25                   | 17                  |
| 2028 - 2029   | 30                   | 18                  |

**Program Curriculum**

General Education – 42 credit hours

ENG 1003 Composition I

ENG 1013 Composition II

Lab Science Electives (8 credit hours)

MATH 1203 College Algebra

MATH 1054 Pre-Calculus Mathematics

MATH 2204 Calculus I

MATH 2214 Calculus II

SPCH 1203 Oral Communication

UNIV 1001 College and Life Skills

Choose one of the following:

ART 2503 Fine Arts Visual

MUS 2503 Fine Arts Musical

THEA 2503 Fine Arts Theatre

Choose one of the following:

HIST 2753 U.S. History to 1876

HIST 2773 U.S. History since 1876

POSC 2013 Introduction to American Government

Choose one of the following:

PSYC 2013 Introduction to Psychology

SOC 2213 Introduction to Sociology

*DASC 2133 Data Privacy and Ethics*

Data Science – 26 credit hours

*DASC 1003 Introduction to Data Science*

*DASC 1104 Programming Languages for Data Science (R, Python)*

*DASC 1204 Intro to Object Oriented Programming for Data Science (JAVA)*

*DASC 2104 Data Structures and Algorithms*

*DASC 2113 Principles and Techniques of Data Science*

*DASC 2213 Data Visualization and Communication (Tableau)*

*DASC 2203 Data Management and Database*



*DASC 2223            Internship in Data Science OR*  
*DASC 2225            Special Projects in Data Science*  
*Italics = New Courses*

**ASSOCIATE OF SCIENCE IN DATA SCIENCE  
SOUTHERN ARKANSAS UNIVERSITY TECH**

---

**The following resolution is presented to the Arkansas Higher Education Coordinating Board for consideration:**

**RESOLVED**, That the Arkansas Higher Education Coordinating Board approves the offering of the Associate of Science in Data Science (CIP 30.7001) at Southern Arkansas University Tech, effective Fall 2024.

**FURTHER RESOLVED**, That the Coordinating Board instructs the Commissioner of the Arkansas Division of Higher Education to inform the Chancellor of Southern Arkansas University Tech and the Chair of the Board of Trustees of the Southern Arkansas University System of the approval.

## **ASSOCIATE OF SCIENCE IN DATA SCIENCE SOUTHERN ARKANSAS UNIVERSITY TECH**

---

The administration of Southern Arkansas University Tech (SAUT) and the Board of Trustees of the Southern Arkansas University System request approval to offer the Associate of Science in Data Science – Data Analytics, effective Fall 2024.

SAUT is accredited by the Higher Learning Commission and the proposed program is within the role and scope established for the institution. The Arkansas State University System Board of Trustees approved the program on March 14, 2024.

### **Program Description**

The proposed, 62 credit-hour Associate of Science in Data Science program will prepare students with the necessary skills to identify, clean, transform, model, and present data to identify relationships, inform conclusions, and support decision making. The program will provide students with a comprehensive understanding of data science principles, tools, and techniques, equipping them with the skills necessary for a career in data analysis, data management, and related fields. The program will emphasize practical experience and interdisciplinary applications to prepare students for both immediate entry into the workforce and transfer to four-year institutions.

By joining the DART Data Science Ecosystem/Consortium, guided by the University of Arkansas Fayetteville (UAF), SAUT has full access to curriculum, resources, professional development, and training available under the umbrella of the consortium. The proposed program is designed to transfer seamlessly into UAF's Bachelor of Science in Data Science.

### **Program Need**

Data science is experiencing rapid growth nationally and the demand for data science professionals is projected to continue growing as businesses increasingly rely on data to drive decision-making and innovation. According to various labor market reports and forecasts, data science jobs are among the fastest-growing roles in the technology sector, with significant expansion expected over the next decade.

Data Science education is crucial for South Arkansas due to its potential to drive economic development, enhance workforce skills, support local industries, and create job opportunities. By providing accessible, relevant training, the region can address skill gaps, attract businesses, and foster technological advancement. This investment in education not only supports individual career growth but also contributes to the broader economic and social development of South Arkansas.

**Program Expenditures and Funding**

There are no anticipated expenditures for the proposed program. Existing faculty, resources, equipment, facilities, and administrative support will be utilized.

Funding for the proposed program will come from student tuition and fees. No other sources of funding, such as grants or the reallocation of funds, will be used to support the offering of the proposed program.

**Program Duplication**

The University of Arkansas Monticello and North Arkansas College currently offer Associate of Science programs in Data Science. Northwest Arkansas Community College currently offers a Data Science option under their Associate of Science in Liberal Arts and Sciences.

**Program Learning Outcomes**

Upon successful completion, a student will:

1. Develop relative programming abilities.
2. Demonstrate proficiency with statistical analysis of data.
3. Develop the ability to build and assess data-based models.
4. Execute statistical analyses with professional statistical software.
5. Demonstrate skills in data management.

**Program Enrollment and Graduation Projections**

| Academic Year | Projected Enrollment | Projected Graduates |
|---------------|----------------------|---------------------|
| 2024 - 2025   | 4                    |                     |
| 2025 - 2026   | 6                    | 3                   |
| 2026 - 2027   | 9                    | 5                   |
| 2027 - 2028   | 11                   | 9                   |
| 2028 - 2029   | 12                   | 10                  |

**Program Curriculum**

General Education – 26 credit hours

- ENGL 1113      Composition I
- ENGL 1123      Composition II
- BIOL 1004      The Biological Sciences
- CHEM 1114      General Chemistry

Choose 6 credit hours from ECON, GEOG, HIST, PSCI, PSYC, or SOC prefixes

Choose one of the following:

- HIST 2013      U.S. History I OR
- HIST 2023      U.S. History II OR
- PSCI 2003      American National Government

Choose 3 credit hours from the following:

SPCH 1003 Principles of Speech OR  
ART 2013 Art Appreciation OR  
MUS 2013 Music Appreciation OR  
ECON, GEOG, HIST, PSCI, PSYC, or SOC prefixes

Core Courses – 18 credit hours

CPSC 1004 Programming I  
CPSC 1014 Programming II  
MATH 1525 Calculus I  
MATH 2015 Calculus II

Major Courses – 18 credit hours

*DASC 1003 Introduction to Data Science*  
*DASC 1223 Intermediate Data Science*  
*DASC 2113 Principles and Techniques of Data Science*  
*DASC 2213 Data Visualization and Communications*  
*DASC 2203 Database Management Systems*  
*DASC 2133 Data Privacy and Ethics*

*Italics = New Courses*

**DOCTOR OF PHILOSOPHY  
IN ENVIRONMENTAL HEALTH SCIENCES  
UNIVERSITY OF ARKANSAS FOR MEDICAL SCIENCES**

---

**The following resolution is presented to the Arkansas Higher Education Coordinating Board for consideration:**

**RESOLVED**, That the Arkansas Higher Education Coordinating Board approves the offering of the Doctor of Philosophy in Environmental Health Sciences (CIP 51.2202) at the University of Arkansas for Medical Sciences, effective Spring 2025.

**FURTHER RESOLVED**, That the Coordinating Board instructs the Commissioner of the Arkansas Division of Higher Education to inform the Chancellor of the University of Arkansas for Medical Sciences and the Chair of the Board of Trustees of the University of Arkansas System of the approval.

**DOCTOR OF PHILOSOPHY  
IN ENVIRONMENTAL HEALTH SCIENCES  
UNIVERSITY OF ARKANSAS FOR MEDICAL SCIENCES**

---

The administration of the University of Arkansas for Medical Sciences (UAMS) and Board of Trustees of the University of Arkansas System request approval to offer the Doctor of Philosophy in Environmental Health Sciences, effective Spring 2025.

UAMS is accredited by the Higher Learning Commission and the proposed program is within the role and scope established for the institution. The University of Arkansas System Board of Trustees approved the program on September 11-12, 2024.

**Program Description**

The proposed Doctor of Philosophy in Environmental Health Sciences will offer students advanced study in the field of environmental health science, or the study of how chemical, physical, and biological exposures cause adverse effects on individuals, communities, and the environment. The program will take a multidisciplinary approach to provide students with an advanced understanding of the impact of the environment on human health, how humans interact with the environment, and the importance of improving and maintaining healthy environments in communities and workplaces.

The proposed program will be comprised of 75 graduate credit hours, a candidacy exam, and a dissertation. The competency-based curriculum will emphasize exposure assessment of single or geospatial sources and lifestyle factors, pharmaceutical-induced toxicity, public health microbiology, and food safety. Students will gain experience conducting research in the field of environmental health science, drawing meaningful interpretations from the results, and publishing their research findings.

The proposed program will be offered at no cost to the student. Existing faculty, facilities, equipment, and resources will be utilized in the offering of the program.

**Program Need**

Environmental science is a key part of any comprehensive public health system. Constant population growth with increased urbanization and an endless need for natural resources have led to significant changes to local, national, and global environments. For responsible and sustainable development, it is essential to understand the potential adverse effects of modern society on the well-being of all Arkansans and their environment. To address these challenges, the proposed Ph.D. in Environmental Health Sciences will train the next generation of scientists with the skills needed to successfully investigate the impact of the environment on human health. Currently, there is no doctoral program in environmental health sciences in Arkansas. Therefore, Arkansas businesses and public employers must attract employees with doctoral degrees from out of state.

Labor market information provided by ADHE forecasts for the next 10 years a steady need of 30+ trained environmental specialists per year. The current average annual salary for an environmental specialist is \$71,600, which is 1.8 times higher than the mean salary in Arkansas. Salaries are expected to increase annually by 2% to an average of \$77,500 by 2030.

**Program Expenditures and Funding**

No additional costs are anticipated for the offering of the proposed program. All of the courses required for this program are currently being taught in the College of Public Health or the College of Medicine. Administrative costs for the program will be nominal. The proposed program will utilize existing facilities and equipment, including classroom space, computer equipment, and computing and storage servers.

For administrative purposes, the student/program/mentor teams will be required to cover tuition and student fees. In practice, the program will provide funds for the first 2 years for tuition, fees, and the student stipend. After the student has chosen a primary advisor, the advisor will provide funds for the student's stipend and tuition and fees from extramural funds for the duration of the time needed to complete all degree requirements.

**Program Duplication**

There are no other active programs similar to the proposed program in the state of Arkansas.

**Program Learning Outcomes**

Upon successful completion, a student will be able to:

1. Select and defend risk mitigation strategies in a specific scenario
2. Critique research in environmental health or related disciplines
3. Select and defend methods selection in environmental exposure studies
4. Synthesize and communicate scientific results
5. Formulate a hypothesis and testable aims to address an environmental health-related issue

**Program Enrollment and Graduation Projections**

| Academic Year | Projected Enrollment | Projected Graduates |
|---------------|----------------------|---------------------|
| 2024 - 2025   | 2                    |                     |
| 2025 - 2026   | 4                    |                     |
| 2026 - 2027   | 6                    |                     |
| 2027 - 2028   | 4-6                  | 1-2                 |
| 2028 - 2029   | 5-7                  | 2-4                 |



**Program Curriculum**Core Courses – 14 credit hours

|            |  |
|------------|--|
| PBHL 50033 | Introduction to Public Health                          |
| ENVH 51103 | Environmental Health Sciences                          |
| ENVH 62103 | Applied Knowledge in Environmental Health              |
| ENVH 63003 | Principles of Toxicology for Public Health             |
| ENVH 63001 | Environmental Health Sciences Seminar (2 credit hours) |

Fundamental Biological Sciences – 9 credit hours

|            |                                    |
|------------|------------------------------------|
| NBDS 51033 | Cell Biology                       |
| PHYO 51093 | Gene Expression                    |
| BIOC 51033 | Biochemistry and Molecular Biology |

Scientific Communication – 9 credit hours

|            |   |
|------------|---|
| PCOL 51171 | Scientific Communication and Ethics I     |
| PCOL 51191 | Scientific Communication and Ethics II    |
| HBHE 64363 | Communication for Public Health Leaders   |
| PBHL 64373 | Grantsmanship and the Peer Review Process |
| IBSD 5110V | Seminar (1 credit hour)                   |

Research Methodology – 10 credit hours

|            |   |
|------------|---|
| PBHL 64381 | Fundamentals of Research                        |
| BIOS 50133 | Biostatistics I                                 |
| BIOS 62133 | Biostatistics II                                |
| ENVH 64103 | Geographic Information Systems in Public Health |

Electives – 3 credit hours, choose one of the following:

|            |                                  |
|------------|----------------------------------|
| EPID 51103 | Epidemiology I                   |
| EPID 63243 | Genomic/Genetic Epidemiology     |
| EPID 63353 | Molecular Epidemiology           |
| ENVH 53103 | Climate Change and Public Health |
| ENVH 54003 | Public Health Microbiology       |

Pre-candidacy Research – 12 credit hours

|            |                                       |
|------------|---------------------------------------|
| ENVH 6601V | Environmental Health Science Research |
|------------|---------------------------------------|

Dissertation Research – 18 credit hours

|            |                       |
|------------|-----------------------|
| PBHL 6999V | Dissertation Research |
|------------|-----------------------|

## **ROLE AND SCOPE CHANGE UNIVERSITY OF ARKANSAS MONTICELLO**

---

### **Role and Scope Review Process**

Arkansas Higher Education Coordinating Board (AHECB) policy outlines the process institutions must follow in order to request a change in the degree level approved by the AHECB, and the process to be followed during the review and consideration of that request. The process for AHECB consideration and action was amended by the Coordinating Board at its meeting on April 25, 2014.

### **Role and Scope Change Review**

The University of Arkansas at Monticello (UAM) proposes a change to its role and scope to include the offering of doctoral programs with the Doctor of Philosophy in Forest Resources as its inaugural program. UAM is uniquely positioned to offer this degree as the only four-year institution in Arkansas with a Forestry program. UAM's program offerings currently include degrees in Forestry at the Associate, Bachelor, and Master levels.

### **Program Description**

The proposed Doctor of Philosophy in Forest Resources will increase the state's forestry and natural resources scientific workforce, and importantly, do so through applied, in-depth education and research on Arkansas forestry and natural resource issues. Given that Arkansas has never offered a Ph.D. in forest resources, it has been entirely reliant on doctoral programs of other states. This doctoral program will be offered by UAM's College of Forestry, Agriculture, and Natural Resources (CFANR). The CFANR also houses the Arkansas Forest Resources Center of the University of Arkansas System Division of Agriculture which provides funding for research that bolsters the ability of the CFANR to deliver the program.

The proposed Ph.D. in Forest Resources will require 72 post-baccalaureate credit hours, of which a minimum of 48 hours will be coursework and up to 24 hours of credit for research/dissertation preparation and defense. Additionally, the degree requirements include the completion of an entrance seminar, comprehensive exams, a dissertation, one semester of instruction of a lower-level undergraduate course or lab, and a dissertation defense. Over the first five years, UAM expects to enroll at least fourteen students into the proposed doctoral program.

Existing resources, facilities, research equipment, and funding will be used to support the offering of this proposed doctoral program. No new faculty will be required as the CFANR has 20 faculty members with diverse expertise in forestry, wildlife ecology, ecology, economics, and biometrics to deliver this program.

**Program Need**

For the past several decades, forests and the forest industry have contributed substantially to the economic well-being of rural Arkansas and have had a significant cultural influence. Arkansas is the second most timber dependent economy among states in the U.S. and the most timber dependent economy in the southern United States. Arkansas has been completely reliant on Ph.D. programs in forest resources from other states to supply its forestry and natural resources scientific workforce.

UAM has become increasingly aware of this need and demand through direct contacts from the forestry industry and the institution's supporters in the Forestry Caucus of the Arkansas state legislature. The institution has also become aware through its increasing challenges in filling positions requiring a Ph.D. in forest resources for its own program, and frequent contacts from peer universities and agencies at the federal and state seeking graduates of Ph.D. in Forest Resources programs.

Labor market information provided by ADHE indicated that forestry and conservation post-secondary teaching positions, research and development careers in life sciences, and professional scientific technical services as career paths associated with graduates with a Doctor of Philosophy in Forest Resources. Each of these career paths are anticipated to have approximately 1% annual job growth at the state and national levels over the next 10 years. Average salaries range from \$76,000 to \$82,000. This salary range is 12-19% higher than the national salary average and 46-58% higher than the Arkansas salary average, according to the 2023 Arkansas Labor Market and Economic Report.

**Program Expenditure and Funding**

No new costs are associated with the offering of the proposed program. Administrative, instructional, and faculty resources used to deliver current programs in natural resources management, forestry, agriculture, and wildlife management are adequate for delivery of the proposed program.

Tuition and fees from students will be the key source of funding for the program. Additionally, UAM has received a \$16.8 million appropriation from the Arkansas legislature for the construction of the Arkansas Forest Health Research Center, under the CFANR and the Arkansas Forest Resources Center of the U of A System Division of Agriculture. The CFANR/Arkansas Forest Resources Center has also recently joined the Southeast Climate Adaptation Science Center, a consortium of universities of the Southeast U.S. that receives recurring funding from U.S. Geologic Survey for forestry and wildlife research and outreach responding to climate trends. This membership enhances the unit's funding opportunities for Ph.D. assistantships in service of this program.

**Program Duplication**

There are no other active programs similar to the proposed program in the state of Arkansas.

**Program Learning Outcomes**

Upon completion, a graduate should:

1. Have an advanced understanding of principles relating to forest sciences, natural resource management, spatial sciences, or wildlife ecology and management.
2. Have an advanced understanding of natural resource issues and topics pertinent to an individual’s program of study and career goals and be able to apply this knowledge in the decision-making process.
3. Be able to apply the scientific method in designing, implementing, analyzing, interpreting and integrating studies related to forest resource management problems and issues.
4. Be able to communicate effectively using written and oral communication skills in technical and non-technical settings.
5. Have excellent decision-making and critical thinking skills.

**Program Enrollment and Graduation Projections**

| Academic Year | Projected Enrollment | Projected Graduates |
|---------------|----------------------|---------------------|
| 2025 - 2026   | 2                    |                     |
| 2026 - 2027   | 5                    |                     |
| 2027 - 2028   | 7                    |                     |
| 2028 - 2029   | 11                   | 2                   |
| 2029 - 2030   | 13                   | 5                   |

**Program Curriculum**

Required Courses – 9 credit hours

- NREM 51003 Research Methods in Natural Resources
- NREM 51103 Applied Predictive Statistics
- NREM 51203 Applied Comparative Statistics

Electives Courses – 39 credit hours from the following

- NREM 5020V Special Topics (variable credit)
- NREM 50303 Applications in Recreational Farm Management
- NREM 51303 Decision Making in Natural Resources Management
- NREM 51403 Recreational Land & Lodge Management
- NREM 52003 Social Aspects of Natural Resource Management
- NREM 52203 Natural Resources Ecology
- NREM 52403 Wetlands Ecology and Management
- NREM 52903 Contemporary Issues in Natural Resource Conservation
- NREM 5790V Research and Thesis (variable credit)
- NREM 5890V Independent Study in Natural Resources (variable credit)
- NREM 51603 Advanced GIS
- NREM 51003 Forest Finance
- NREM 52003 Forest Operations and Supply Chain Management
- NREM 50603 Forest Appraisals
- NREM 54003 Leadership in a Forest Business

|                   |  |
|-------------------|--|
| NREM 5980V        | Independent Study in Forest Business         |
| NREM 53003        | Forest Products Marketing                    |
| NREM 55003        | Life Cycle Assessment of Forest Products     |
| <i>NREM 5XXX3</i> | <i>Forest Economics and Modeling</i>         |
| <i>NREM 5XXX3</i> | <i>Forest Business and Human Resources</i>   |
| <i>NREM 5XXX3</i> | <i>Forest Taxes</i>                          |
| <i>NREM 5XXX3</i> | <i>Forest Business Legal Issues</i>          |
| <i>NREM 5XXX3</i> | <i>Forest Operations Research</i>            |
| <i>NREM 5XXX3</i> | <i>Data Analysis for Forest Business</i>     |
| <i>NREM 5XXX4</i> | <i>Advanced Silviculture</i>                 |
| <i>NREM 5XXX3</i> | <i>Forest Ecology and Tree Ecophysiology</i> |
| <i>NREM 5XXX3</i> | <i>Advanced Forest Management</i>            |
| BIOL 50134        | Waterfowl Ecology                            |
| BIOL 50234        | Herpetology for Graduate Students            |
| BIOL 51434        | Mammalogy for Graduate Students              |
| BIOL 53434        | Ornithology                                  |
| SPCH 50003        | Advanced Argumentation & Debate              |
| SPCH 51103        | Professional Behavior                        |
| STAN 52103        | Critical & Textual Research Methods          |
| STAN 53803        | Research Methods for Forensics               |
| STAN 54103        | Qualitative Research Methods                 |
| STAN 54203        | Quantitative Research Methods                |
| COMM 5905V        | Special Topics (variable credit)             |
| COMM 5995V        | Independent Study (variable credit)          |

Additional Requirements

Completion of the following:

1. Entrance Seminar
2. Instruction of a lab or course for undergraduate course for one semester
3. Comprehensive written and oral candidacy exams
4. Dissertation
5. Dissertation defense and exit seminar

*Italics = New Courses*

**ARKANSAS PUBLIC INSTITUTIONS  
LETTERS OF NOTIFICATION**

---

The Commissioner of the Arkansas Division of Higher Education (ADHE) has approved the following program requests since the July 2024 AHECB meeting. According to AHECB policy, program actions approved by the ADHE Commissioner must be included on the AHECB meeting agenda prior to initiation and may require further review by the Coordinating Board.

**Arkansas Northeastern College – Pages 3-4**

New Certificate  
Program Reactivation

**Arkansas State University Mid-South – Page 4**

Curriculum Revision

**Arkansas State University Newport – Pages 4-5**

Curriculum Revision  
Program Reconfiguration

**Arkansas State University Three Rivers – Pages 5-6**

Program Deletion  
Program Inactivation

**Arkansas Tech University – Page 6**

Existing Program Offered by Distance Education

**Arkansas Tech University Ozark – Page 6**

New Certificate

**Black River Technical College – Page 6**

New Certificate

**Northwest Arkansas Community College – Pages 6-7**

CIP Change of Existing Program, Title Change of Existing Program  
Curriculum Revision  
New Certificate  
New Option, Concentration, Emphasis, or Minor

**Southern Arkansas University Tech – Pages 7-11**

CIP Change of Existing Program, Title Change of Existing Program, Existing Program  
Offered by Distance Education  
Curriculum Revision  
Curriculum Revision, Existing Program Offered by Distance Education

Curriculum Revision, CIP Change of Existing Program, Title Change of Existing Program, Existing Program Offered by Distance Technology  
Program Reconfiguration  
Title Change of Existing Program, Existing Program Offered by Distance Education

**University of Arkansas Community College Rich Mountain – Pages 11-12**  
Program Reconfiguration

**University of Arkansas Fayetteville – Page 13**  
Deletion of Instruction, Research, or Service Center

**University of Arkansas for Medical Sciences – Pages 13-18**  
Curriculum Revision  
Program Deletion  
Program Inactivation  
Title Change of Existing Program

**University of Arkansas Fort Smith – Page 18**  
Curriculum Revision

**University of Arkansas Monticello – Pages 19-21**  
Curriculum Revision  
Existing Program Offered at Off-Campus Location  
New Option, Concentration, Emphasis, or Minor  
Program Deletion  
Program Reconfiguration

**University of Arkansas Pulaski Technical College – Pages 21-22**  
Curriculum Revision

**University of Central Arkansas – Pages 22-23**  
Articulation Agreement  
Program Deletion  
Program Reconfiguration

## LETTER OF NOTIFICATION DESCRIPTIONS

### **Arkansas Northeastern College**

#### **New Certificate**

Certificate of Proficiency in Steel Industry Technology (CIP 15.0611; DC 1076; 15 credit hours; 50% online; Spring 2025)

|    |       |                                  |
|----|-------|----------------------------------|
| CE | 11003 | Workplace Essentials             |
| EL | 15003 | Basic Electricity I              |
| ES | 15003 | Industrial Safety Administration |
| IS | 15063 | Basic Metallurgy                 |
| ME | 15023 | Mechanical Drives and Bearings   |

Technical Certificate in Steel Industry Technology (CIP 15.0611; DC 4265; 30 credit hours; 60% online; Spring 2025)

|    |       |                                  |
|----|-------|----------------------------------|
| CE | 11003 | Workplace Essentials             |
| EL | 15003 | Basic Electricity I              |
| ES | 15003 | Industrial Safety Administration |
| IS | 15063 | Basic Metallurgy                 |
| ME | 15023 | Mechanical Drives and Bearings   |
| EL | 15013 | Basic Electricity II             |
| EL | 25013 | Industrial Motor Controls        |
| ME | 15033 | Maintenance Welding              |
| ME | 15013 | Basic Hydraulics/Pneumatics      |
| MG | 21003 | Principles of Supervision        |

Technical Certificate in Industrial Electrical Technology (CIP 47.0105; DC 4625; 36 credit hours; 60% online; Spring 2025)

|    |       |   |
|----|-------|---|
| EL | 15003 | Basic Electricity I                     |
| ES | 25013 | Industrial Motor Controls I             |
| EL | 15013 | Basic Electricity II                    |
| EL | 25023 | Industrial Motor Controls II            |
| EL | 25043 | Introduction to Electronics             |
| EL | 15023 | Applied Electricity and Electronics     |
| EL | 25003 | AC/DC Machines                          |
| EL | 25033 | Programmable Logic Controllers          |
| EL | 25053 | Introduction to Digital Electronics     |
| EL | 25063 | Advanced Programmable Logic Controllers |
| EL | 25073 | Instrumentation and Control Systems     |
| EL | 25083 | AC Variable Speed Drives                |

#### **Program Reactivation**

Associate of Applied Science in Paramedic (CIP 51.0904; DC 0470; 60 credit hours; Spring 2025)



Technical Certificate in Paramedic (CIP 51.0904; DC 4520; 44 credit hours; Spring 2025)

**Arkansas State University Mid-South**

**Curriculum Revision**

Associate of Applied Science in Information System Technology (CIP 11.0101; DC 0355; 62 credit hours; 52% online) changed to Associate of Applied Science in Information System Technology (CIP 11.0101; DC 0355; 62 credit hours; 52% online; Fall 2024)

Deleted Courses

ISTC 1043            A+ Certification Prep

Added Courses

ISTC 2133            Database Security

Certificate of Proficiency in Microcomputer Upgrade and Repair (CIP 47.0104; DC 4775; 15 credit hours) changed to Certificate of Proficiency in Microcomputer Upgrade and Repair (CIP 47.0104; DC 4775; 15 credit hours; Fall 2024)

Deleted Courses

ISTC 1043            A+ Certification Prep

Added Courses

ISTC 2613            System Fundamentals

**Arkansas State University Newport**

**Curriculum Revision**

Certificate of Proficiency in Industrial Maintenance Electrical (CIP 47.0303; DC 1474; 9 credit hours) changed to Certificate of Proficiency in Industrial Maintenance Electrical (CIP 47.0303; DC 1474; 15 credit hours; Fall 2024 (11/1/2024))

Deleted Courses

ADVM1123            Materials, Measurements, & Safety  
 TECH 1023            Industrial Mechanical Maintenance  
 TECH 1053            Basic Electrical Schematics & Motor Controls

Added Courses

TECH 1153            Industrial Electricity I  
 TECH 1253            Industrial Electricity II  
 TECH 1183            Industrial Motor Controls I  
 TECH 2183            Industrial Motor Controls II  
 TECH 1173            Programmable Logic Controllers I

**Program Reconfiguration**

Technical Certificate in Practical Nursing (CIP 51.3901; DC 4795; 59 credit hours; 15% online) reconfigured to create the Technical Certificate in Practical Nursing – High School Program (CIP 51.3901; DC 2235; 59 credit hours; 15% online; Spring 2025)

Choose one of the following options:

- Option 1:    BIOL 1404            Body Structure and Function
- Option 2:    BIOL 2403/2401    Human Anatomy and Physiology I (Flex I) and Lab
- BIOL 2403/2401    Human Anatomy and Physiology II (Flex II) and Lab

|                |                              |
|----------------|------------------------------|
| BIOL 2013      | Introduction to Nutrition    |
| ENG 1003       | Composition I                |
| MATH 1213      | Math for Health Professions  |
| <i>PN 1211</i> | <i>Nursing Process I</i>     |
| <i>PN 1402</i> | <i>Nursing Practicum I</i>   |
| <i>PN 2211</i> | <i>Nursing Process II</i>    |
| <i>PN 2202</i> | <i>Nursing Practicum II</i>  |
| <i>PN 2411</i> | <i>Nursing Process III</i>   |
| <i>PN 2302</i> | <i>Nursing Practicum III</i> |
| <i>PN 2407</i> | <i>Nursing Practicum IV</i>  |

*Italics = New Courses*

**Arkansas State University Three Rivers**

**Program Deletion**

Technical Certificate in Cosmetology Instructor (CIP 12.0413; DC 2120; *blank* credit hours; Fall 2024 (10/25/2024))

Technical Certificate in Cosmetology (CIP 12.0401; DC 4420; *blank* credit hours; Fall 2024 (10/25/2024))

Certificate of Proficiency in Electrical Apprenticeship (CIP 46.0302; DC 4595; 9 credit hours; Fall 2024 (10/25/2024))

Certificate of Proficiency in Electrical Apprenticeship (CIP 46.0302; DC 4596; 9 credit hours; Fall 2024 (10/25/2024))

Certificate of Proficiency in Hair Care (CIP 12.0401; DC 3420; *blank* credit hours; Fall 2024 (10/25/2024))

Certificate of Proficiency in Microsoft Professional (CIP 11.0101; DC 0286; *blank* credit hours; Fall 2024 (10/25/2024))

Certificate of Proficiency in Nail & Skin Care (CIP 12.0401; DC 3425; *blank* credit hours; Fall 2024 (10/25/2024))

**Program Inactivation**

Certificate of Proficiency in Criminal Correction Specialist (CIP 43.0199; DC 1430; *blank* credit hours; Fall 2024 (10/25/2024))

Technical Certificate in Criminal Correction Specialist (CIP 43.0199; DC 2430; *blank* credit hours; Fall 2024 (10/25/2024))

Associate of Applied Science in Early Childhood Education (CIP 13.1210; DC 0437; *blank* credit hours; Spring 2025 (1/1/2025))

Technical Certificate in Early Childhood Education (CIP 13.1210; DC 4497; 30 credit hours; 100% online; Spring 2025 (1/1/2025))

Certificate of Proficiency in Early Childhood Education (CIP 13.1210; DC 4919; *blank* credit hours; 100% online; Spring 2025 (1/1/2025))

Certificate of Proficiency in Truck Driver Training (CIP 49.0205; DC 0156; 7 credit hours; Fall 2024 (10/25/2024))

**Arkansas Tech University**

**Existing Program Offered by Distance Education**

Master of Science in Higher Education & Student Affairs (CIP 13.0406; DC 5615; 36 credit hours; 100% online; Fall 2024 (8/21/2024))

**Arkansas Tech University Ozark**

**New Certificate**

Certificate of Proficiency in Fundamentals in Project Management (CIP 52.0211; DC 1336; 12 credit hours; 100% online; Spring 2025)

- BST 1043 Professional Communication
- BST 2023 Organizational Leadership
- BST 2443 Introduction to Project Management
- BST 2543 Workplace Behavior and Ethics

**Black River Technical College**

**New Certificate**

Certificate of Proficiency in Fiber Optic Technician (CIP 14.1004; DC 1306; 12 credit hours; Spring 2025 (1/13/2025))

- CIS 1023 Network Cable Fundamentals
- CIS 1123 Fiber Optics – Testing
- CIS 1223 Fiber Optics – Splicing
- CIS 1323 Fiber Optics – Fiber to the Home (FTTH)

**Northwest Arkansas Community College**

**CIP Change of Existing Program, Title Change of Existing Program**

Associate of Applied Science in Electronics Technology (CIP 15.0303; DC 0460; 60 credit hours) changed to Associate of Applied Science in Electronics Technology and Automation (CIP 15.0406; DC 0460; 60 credit hours; Fall 2024)

**Curriculum Revision**

Associate of Science in Liberal Arts & Sciences (CIP 24.0101; DC 1090; 60 credit hours; 50% online) changed to Associate of Science in Liberal Arts & Sciences (CIP 24.0101; DC 1090; 60 credit hours; 50% online; Fall 2025 (8/1/2025))

**Added Courses**

- ENGL 1033 Technical Writing (optional)

COMM 1323           Communication for Workforce (optional)  
 PHSC 1073           Survey of Meteorology (optional)  
 Addition of DASC prefix to options for Science & Math Directed Electives

**New Certificate**

Certificate of Proficiency in Technical Communication (CIP 09.0101; DC 1566; 9 credit hours; Fall 2025 (8/14/2025))

ENGL 1013           Composition I  
 ENGL 1033           Technical Composition II  
 COMM 1323           Communication for Workforce

**New Option, Concentration, Emphasis, or Minor**

Associate of Applied Science in Electronics Technology and Automation: Automation option (CIP 15.0406; DC 0460; 60 credit hours; Fall 2024)

General Education – 15 credit hours

ENGL 1013           English Composition I  
 CISQ 1103           Intro to Computer Info Systems  
 XXXX XXX3           Social/Behavioral Science Elective

Choose one of the following:

ENGL 1023           English Composition II OR  
 ENGL 1033           Technical Composition II

Choose one of the following:

MATH 1003           Survey of Technical Math OR  
 MATH 1203           College Algebra OR  
 MATH 1203R           College Algebra w/Review

Automation Courses – 45 credit hours

WFEL 1213           Introduction to Electronics Technology  
 WFEL 1203           Electrical Skill I  
 WFEL 1223           Electrical Circuits and Components  
 WFEL 1233           Solid State  
 OSHA 2003           Introduction to Occupational Health & Safety  
 WFEL 1403           Electrical Skills II  
 WFRB 1213           Digital Fundamentals  
 WFRB 1223           Programing Logic/Fundamentals  
 WFRB 1203           Introduction to Robotics  
 WFRB 1403           Robot Programming II  
 WFRB 1503           Robot Studio Programming  
 WFRB 1603           PLC Applications  
 WFRB 1703           Advanced Electronic Circuits  
 WFRB 1803           Communication Systems  
 WFRB 1903           Motion Control Systems & Devices  
 MATH 1213           Plane Trigonometry  
 MGMT 1003           Introduction to Business

**Southern Arkansas University Tech**

**CIP Change of Existing Program, Title Change of Existing Program, Existing Program Offered by Distance Education**

Associate of Applied Science in Multimedia Technology (CIP 11.0801; DC 0314; 60 credit hours) changed to Associate of Applied Science in Creative Media Production (CIP 50.0401; DC 0314; 60 credit hours; 25% online; Fall 2024)

**Curriculum Revision**

Associate of Applied Science in Creative Media Production: Graphics Technology emphasis (CIP 50.0401; DC 0314; 60 credit hours; 25% online) changed to Associate of Applied Science in Creative Media Production: Graphics Technology emphasis (CIP 50.0401; DC 0314; 60 credit hours; 25% online; Fall 2024)

**Deleted Courses**

|         |                         |
|---------|-------------------------|
| CE 2403 | Internship              |
| CO 2213 | Technical Writing       |
| MM 1133 | Digital Image Making    |
| MM 2403 | Marketing & Advertising |
| MM 2613 | After Effects           |
| MM 1223 | Drawing                 |
| MM 2443 | Publication Design      |
| MM 2623 | Web Design              |
| MM 1113 | Digital Illustration    |

**Added Courses**

|                                    |  |
|------------------------------------|--|
| ENGL 1123                          | Composition II   |
| MM 1093                            | Screenwriting (FILM 2003 Creative Writing for Media)                                 |
| Choose three (3) hours from these: |  |
| CJ 1003                            | Introduction to Criminal Justice OR from ECON, GEOG, HIST, PSCI, PSYC, or SOC prefix |
| Choose three (3) hours from these: |  |
| ART 2013                           | Art Appreciation OR  |
| MUS 2013                           | Music Appreciation OR  |
| THEA 2013                          | Theater Appreciation   |
| <i>GCOM 1003</i>                   | <i>Mass Communication for Modern Society</i>   |
| <i>GCOM 1213</i>                   | <i>Design Literacy</i>   |
| <i>GCOM 2683</i>                   | <i>Human Centered Design</i>   |
| <i>MDIA 2023</i>                   | <i>Media Aesthetics</i>  |
| <i>MDIA 2123</i>                   | <i>Audio Production I</i>  |

*Italics = New Courses*

Associate of Applied Science in Cybersecurity (CIP 11.1003; DC 3335; 60 credit hours; 100% online) changed to Associate of Applied Science in Cybersecurity (CIP 11.1003; DC 3335; 61 credit hours; 100% online; Fall 2024)

**Deleted Courses**

|           |                   |
|-----------|-------------------|
| MATH 1045 | Pre-Calculus Math |
|-----------|-------------------|

**Added Courses**

|                  |                         |
|------------------|-------------------------|
| <i>CYSC 2143</i> | <i>Network Security</i> |
|------------------|-------------------------|

CYSC 2333            *Introduction to Cyber Range*  
*Italics = New Courses*

Certificate of Proficiency in Electrical & Instrumentation Technology (CIP 47.0101; DC 4629; 16 credit hours) changed to Certificate of Proficiency in Electrical & Instrumentation Technology (CIP 47.0101; DC 4629; 11 credit hours; Fall 2024)

Deleted Courses

|           |                     |
|-----------|---------------------|
| IMEI 1014 | NCEER E&I Level II  |
| IMEI 2004 | NCCER E&I Level III |
| IMEI 2014 | NCCER E&I Level IV  |

Added Courses

|         |                                   |
|---------|-----------------------------------|
| EE 1003 | Introduction to Basic Electricity |
| EM 2924 | Programmable Logic Controller 1   |

Certificate of Proficiency in HVAC & Refrigeration (CIP 47.0201; DC 0805; 6\* credit hours) changed to Certificate of Proficiency in HVAC & Refrigeration (CIP 47.0201; DC 0115; 10 credit hours; Fall 2024)

*\*Original credit-hour total listed incorrectly on Approved Programs List*

Deleted Courses

|           |   |
|-----------|---|
| HVAC 1023 | Fundamentals of Electricity                 |
| HVAC 1043 | Industrial Controls & Electronic Components |
| HVAC 1053 | Tubing and Piping                           |

Added Courses

|           |                   |
|-----------|-------------------|
| IMEI 1004 | NCCER E&I Level I |
| MD 1303   | Basic Welding     |

**Curriculum Revision, Existing Program Offered by Distance Education**

Associate of Applied Science in Industrial Sciences & Technology: HVAC & Refrigeration emphasis (CIP 15.0612; DC 0350; 60 credit hours) changed to Associate of Applied Science in Industrial Sciences & Technology: HVAC & Refrigeration emphasis (CIP 15.0612; DC 0350; 62 credit hours; 38% online; Fall 2024)

Deleted Courses

|           |                             |
|-----------|-----------------------------|
| HVAC 1023 | Fundamentals of Electricity |
| HVAC 2033 | Heat Gain and Loss          |
| HVAC 2053 | Professional Development    |

Added Courses

|           |                         |
|-----------|-------------------------|
| BA 2223   | Business Communications |
| IMEI 1004 | NCCER E&I Level I       |
| IMEI 1014 | NCCER E&I Level II      |

Technical Certificate in Electrical & Instrumentation Technology (CIP 47.0101; DC 4511; 34 credit hours) changed to Technical Certificate in Electrical & Instrumentation Technology (CIP 47.0101; DC 4511; 30 credit hours; 35% online; Fall 2024)

Deleted Courses

|           |  |
|-----------|--|
| EE 1323   | DC/AC Circuit Analysis for Engineering |
| IMEI 2004 | NCCER E&I Level III                    |

IMEI 2014 NCCER E&I Level IV

Added Courses

EM 2924 Programmable Logic Controller 1  
 MD 1303 Basic Welding

Technical Certificate in HVAC & Refrigeration (CIP 47.0201; DC 0116; 33 credit hours) changed to Technical Certificate in HVAC & Refrigeration (CIP 47.0201; DC 0116; 25 credit hours; 25% online; Fall 2024)

Deleted Courses

HVAC 1023 Fundamentals of Electricity  
 HVAC 2053 Professional Development  
 HVAC 2023 Residential Systems  
 HVAC 2033 Heat Gain and Loss  
 HVAC 2043 Air Conditioning Service

Added Courses

IMEI 1004 NCCER E&I Level I  
 MD 1303 Basic Welding

Technical Certificate in Law Enforcement (CIP 43.0107; DC 0389; 22-23\* credit hours) changed to Technical Certificate in Law Enforcement (CIP 43.0107; DC 0389; 19 credit hours; 100% online; Fall 2024)

*\*Original credit-hour total listed incorrectly on Approved Programs List*

Deleted Course

PSYC 2003 General Psychology

**Curriculum Revision, CIP Change of Existing Program, Title Change of Existing Program, Existing Program Offered by Distance Technology**

Technical Certificate in Multimedia Graphics Technology (CIP 11.0801; DC 0311; 30 credit hours) changed to Technical Certificate in Graphic Communication (CIP 50.0401; DC 0311; 30 credit hours; 80% online; Fall 2024)

Deleted Courses

MM 1213 Graphic Design I  
 MM 2513 Digital Photography  
 MM 1133 Digital Image Making  
 MM 1113 Digital Illustration  
 MM 1233 Graphic Design II  
 ART 2013 Art Appreciation  
 MM 1223 Drawing

Added Courses

ENGL 1123 Composition II  
 SPCH 1003 Principles of Speech  
 MIS 1003 Introduction to Computers  
 MM 1213 Graphic Design I (Digital Publishing GCOM 1813)

Choose three (3) hours from these:

CJ 1003 Introduction to Criminal Justice OR from ECON, GEOG, HIST, PSCI, PSYC, or SOC prefix

*GCOM 1003*            *Mass Communication in Modern Society*

*GCOM 1213*            *Design Literacy*

*Italics = New Courses*

### **Program Reconfiguration**

Technical Certificate in Cosmetology (CIP 12.0401; DC 4420; 45 credit hours) reconfigured to create the Technical Certificate in Barbering (CIP 12.0402; DC 2515; 40 credit hours; Fall 2024)

|           |  |
|-----------|--|
| COSM 1023 | Hair Cutting/Styling & Related Theory 1      |
| COSM 1015 | Hair Cutting/Styling & Related Theory 2      |
| COSM 1017 | Chemical Reformation & Related Theory        |
| COSM 1113 | Principles of Hair Coloring & Related Theory |
| COSM 2017 | Hair Cutting/Styling & Related Theory 3      |
| BARB 1010 | Orientation to Barbering (10 credit hours)   |
| BARB 1001 | Shaving                                      |
| COSM 2014 | Hair Cutting/Styling & Related Theory 4      |

Technical Certificate in Multimedia Film & Video Production (CIP 50.0602; DC 0132; 27 credit hours) reconfigured to create the Certificate of Proficiency in Film & Video Production (CIP 50.0602; DC 1132; 9 credit hours; Fall 2024)

|         |                                  |
|---------|----------------------------------|
| MM 1053 | Introduction to Film (FILM 1003) |
| MM 1303 | Video Production I (FILM 1013)   |
| MM 2423 | Digital Editing (FILM 1023)      |

### **Title Change of Existing Program, Existing Program Offered by Distance Education**

Technical Certificate in Multimedia Film & Video Production (CIP 50.0602; DC 0132; 27 credit hours) changed to Technical Certificate of Film & Video Production (CIP 50.0602; DC 0132; 27 credit hours; 20% online; Fall 2024)

### **University of Arkansas Community College Rich Mountain**

#### **Program Reconfiguration**

Associate of General Studies (CIP 24.0102; DC 0900; 60 credit hours), Technical Certificate in Cosmetology (CIP 12.0401; DC 2120; 42 credit hours), Technical Certificate in Nail Technology (CIP 12.0410; DC 2365; 24 credit hours) and Technical Certificate in Aesthetics (CIP 12.0409; DC 2385; 24 credit hours) reconfigured to create the Associate of Applied Science in Cosmetology (CIP 12.0401; DC 0380; 70 credit hours; Spring 2025)

|            |   |
|------------|---|
| COSM 11051 | Hygiene & Sanitation I                            |
| COSM 11112 | Hairdressing w/lab I                              |
| COSM 11251 | Related Science I                                 |
| COSM 11351 | Manicuring I OR                                   |
| COSM 11451 | Aesthetics I                                      |
| COSM 11551 | Salesmanship, Shop Management & Shop Department I |
| COSM 12051 | Hygiene & Sanitation II                           |
| COSM 12112 | Hairdressing w/lab II                             |



|                   |   |
|-------------------|---|
| COSM 12251        | Related Science II                                  |
| COSM 12351        | Manicuring II or Aesthetics II                      |
| COSM 12551        | Salesmanship, Shop Management & Shop Department II  |
| COSM 13051        | Hygiene & Sanitation III                            |
| COSM 13153        | Hairdressing w/lab III                              |
| COSM 13251        | Related Science III                                 |
| COSM 13351        | Manicuring III or Aesthetics III                    |
| COSM 13551        | Salesmanship, Shop Management & Shop Department III |
| COSM 15351        | Health & Safety & Sanitation for Aesthetics         |
| COSM 15151        | Professional Career Development for Aesthetics      |
| COSM 15051        | Introduction to Skin Care for Aesthetics            |
| COSM 15451        | Related Science for Aesthetics                      |
| COSM 15162        | Aesthetics Practical Lab                            |
| COSM 14151        | Hygiene & Sanitation I for Nail Technicians         |
| COSM 14251        | Related Science for Nail Technicians                |
| COSM 14351        | Introduction to Manicuring for Nail Technicians     |
| COSM 14551        | Salesmanship, Shop Management & Shop Department     |
| COSM 14162        | Manicuring/Pedicuring with Lab for Nail Technicians |
| ENGL 10103        | English Composition I                               |
| ENGL 20203        | Technical Writing                                   |
| <i>COSM 16153</i> | <i>Math for Cosmetologists</i>                      |
| <i>COSM 16253</i> | <i>Cosmetology Technologies</i>                     |

Any approved Social Science

*Italics = New Courses*

Technical Certificate in Practical Nursing (CIP 51.3901; DC 4795; 52 credit hours) reconfigured to create the Technical Certificate in Practical Nursing – High School Program (CIP 51.3901; DC 2235; 52 credit hours; Spring 2025)

|            |   |
|------------|---|
| PNUR 10181 | Nursing of the Geriatric Patient                    |
| PNUR 10484 | Body Structure and Function                         |
| PNUR 11181 | Nursing Clinical I                                  |
| PNUR 12282 | Pharmacology I                                      |
| PNUR 11383 | Nursing of Adult Patients I                         |
| PNUR 12410 | Basic Nursing Principles and Skills                 |
| PNUR 10282 | Nursing of Children                                 |
| PNUR 13282 | Pharmacology II                                     |
| PNUR 13484 | Nursing of Adult Patients II with Med and Surg Con. |
| PNUR 13787 | Nursing Clinical II                                 |
| PNUR 14282 | Nursing of Mothers and Infants                      |
| PNUR 16181 | Vocational, Legal, and Ethical Concepts             |
| PNUR 17181 | Mental Health & Care of the Mentally III            |
| PNUR 11282 | Nutrition in Health and Illness                     |
| PNUR 15888 | Nursing Clinical III                                |
| PNUR 18282 | Nursing of the Adult Patient III                    |

**University of Arkansas Fayetteville**

**Deletion of Instruction, Research, or Service Center**

Center for Semiconductor Physics in Nanostructures (Dept Code 0323; Spring 2025)

Center for the Interdisciplinary Study of Science and the Arts (Dept Code 6564; Spring 2025)

Cybersecurity Center on Secure Evolvable Energy Delivery Systems (SEEDS) (Dept Code 1025; Spring 2025)

IDEALS (Inclusion, Diversity, Equity, Access, Leadership & Strategy) Institute of the University of Arkansas (Dept Code 6570; Spring 2025)

Tesseract Center for Immersive Environments and Game Design (Dept Code 1122; Spring 2025)

**University of Arkansas for Medical Sciences**

**Curriculum Revision**

Graduate Certificate in Pediatric Nurse Practitioner Acute Care (CIP 51.3809; DC 6655; 21 credit hours) changed to Post Master’s Certificate in Pediatric Nurse Practitioner Acute Care (CIP 51.3809; DC 6945; 23 credit hours; Spring 2025)

**Deleted Courses**

|           |   |
|-----------|---|
| NURS 5529 | Pediatric Nurse Practitioner Theory II                            |
| NURS 5128 | Pediatric Acute Care Nursing Practicum I                          |
| NURS 5225 | Pediatric Acute Care Nursing Practicum II                         |
| NURS 5221 | Integrated Practicum for Acute Care Pediatric Nurse Practitioners |

**Added Courses**

|            |                               |
|------------|-------------------------------|
| NURS 52303 | AC III/Hosp. Child Theory III |
| NURS 71203 | Ped. AC Practicum I           |
| NURS 72203 | Ped. AC Practicum II          |
| NURS 73206 | Int. Pract. For Ped AC        |

Graduate Certificate in Pediatric Nurse Practitioner Primary Care (CIP 51.3809; DC 6645; 21 credit hours) changed to Post Master’s Certificate in Pediatric Nurse Practitioner Primary Care (CIP 51.3809; DC 6965; 23 credit hours; Spring 2025)

**Deleted Courses**

|           |   |
|-----------|---|
| NURS 5124 | Pediatric Primary Care Nursing Practicum I  |
| NURS 5224 | Pediatric Primary Care Nursing Practicum II |
| NURS 5227 | Int. Pract Ped PC                           |

**Added Courses**

|            |  |
|------------|--|
| NURS 71253 | Pediatric Primary Care Practicum I                               |
| NURS 72252 | Pediatric Primary Care Practicum II                              |
| NURS 73256 | Integrated Pract. for Primary Care Pediatric Nurse Practitioners |

Graduate Certificate in Adult Gerontology Acute Care Nurse Practitioner (CIP 51.3803; DC 6715; 18 credit hours) changed to Post Master's Certificate in Adult Gerontology Acute Care Nurse Practitioner (CIP 51.3803; DC 6145; 20 credit hours; Spring 2025)

Deleted Courses

|           |  |
|-----------|--|
| NURS 5186 | Adult-Gerontology Acute Care Nursing Practicum I   |
| NURS 5286 | Adult-Gerontology Acute Care Nursing Practicum II  |
| NURS 5386 | Adult-Gerontology Acute Care Nursing Practicum III |

Added Courses

|            |  |
|------------|--|
| NURS 71805 | DNP Adult Gerontology Acute Care Nursing Practicum I   |
| NURS 72802 | DNP Adult Gerontology Acute Care Nursing Practicum II  |
| NURS 73806 | DNP Adult Gerontology Acute Care Nursing Practicum III |

Graduate Certificate in Adult Gerontology Primary Care Nurse Practitioner (CIP 51.3803; DC 6695; 18 credit hours) changed to Post Master's Certificate in Adult Gerontology Primary Care Nurse Practitioner (CIP 51.3803; DC 7086; 20 credit hours; Spring 2025)

Deleted Courses

|           |  |
|-----------|--|
| NURS 5142 | Adult-Gerontology Primary Care Psychiatric Nursing Practicum |
| NURS 5241 | Adult-Gerontology Primary Care Nursing Practicum II          |
| NURS 5248 | Adult-Gerontology Primary Care Nursing Practicum I           |

Added Courses

|            |   |
|------------|---|
| NURS 72405 | DNP Adult Gerontology Primary Care Nursing Practicum I      |
| NURS 71403 | DNP Adult Gerontology Primary Care Psych. Nursing Practicum |
| NURS 73405 | DNP Adult Gerontology Primary Care Nursing Practicum II     |

Master of Nursing Science in Nursing: Pediatric Nurse Practitioner Primary Care (CIP 51.3808; DC 6010; 40-44 credit hours) changed to Master of Nursing Science in Nursing: Pediatric Nurse Practitioner Primary Care (CIP 51.3808; DC 6010; 42-43 credit hours; Spring 2025)

Deleted Courses

|           |   |
|-----------|---|
| NURS 5201 | Research Utilization in Advanced Nursing Practice                   |
| NURS 5202 | Introduction to Professional Practice Management                    |
| NURS 5203 | Advanced Professional Practice Management                           |
| NURS 5205 | Quantitative Epidemiology I   |
| NURS 5305 | Advanced Health Assessment and Diagnostic Reasoning Theory          |
| NURS 5306 | Advanced Health Assessment and Diagnostic Reasoning Practicum       |
| NURS 5124 | Pediatric Primary Care Nursing Practicum I                          |
| NURS 5224 | Pediatric Primary Care Nursing Practicum II                         |
| NURS 5221 | Integrated Practicum for Primary Care Pediatric Nurse Practitioners |

Added Courses

|            |                                     |
|------------|-------------------------------------|
| NURS 71163 | Roles & Prof. Pract. For APRN       |
| NURS 72103 | Evidence Based Practice             |
| NURS 53053 | Adv. HA & Dx Reasoning              |
| NURS 71153 | Clin. Prev. and Health Promo        |
| NURS 71253 | Ped. PC Practicum I                 |
| NURS 72252 | Pediatric Primary Care Practicum II |
| NURS 73256 | Int. Practicum For Ped. PC          |

Master of Nursing Science in Nursing: Pediatric Nurse Practitioner Acute Care (CIP 51.3808; DC 6010; 40-44 credit hours) changed to Master of Nursing Science in Nursing: Pediatric Nurse Practitioner Acute Care (CIP 51.3808; DC 6010; 42-43 credit hours; Spring 2025)

Deleted Courses

|           |   |
|-----------|---|
| NURS 5201 | Research Utilization in Advanced Nursing P                        |
| NURS 5202 | Introduction to Professional Practice Mgmt                        |
| NURS 5203 | Advanced Professional Practice Management                         |
| NURS 5205 | Quantitative Epidemiology I                                       |
| NURS 5305 | Advanced Health Assessment and Diagnostic Reasoning Theory        |
| NURS 5306 | Advanced Health Assessment and Diagnostic Reasoning Practicum     |
| NURS 5229 | Pediatric Nurse Practitioner Theory II                            |
| NURS 5128 | Pediatric Acute Care Nursing Practicum I                          |
| NURS 5225 | Pediatric Acute Care Nursing Practicum II                         |
| NURS 5221 | Integrated Practicum for Acute Care Pediatric Nurse Practitioners |

Added Courses

|            |                               |
|------------|-------------------------------|
| NURS 71163 | Roles & Prof. Practice        |
| NURS 72103 | Evidence Based Practice       |
| NURS 53053 | Adv. HA & Dx Reasoning        |
| NURS 71153 | Clin. Prev. & Health Promo.   |
| NURS 52303 | AC III/Hospi Child Theory III |
| NURS 71203 | Ped. AC Practicum I           |
| NURS 72203 | Ped. AC Practicum II          |
| NURS 73206 | Int. Practicum For Ped AC     |

Master of Nursing Science in Nursing: Psychiatric Mental Health Nurse Practitioner (CIP 51.3808; DC 6010; 40-44 credit hours) changed to Master of Nursing Science in Nursing: Psychiatric Mental Health Nurse Practitioner (CIP 51.3808; DC 6010; 42-43 credit hours; Spring 2025)

Deleted Courses

|           |   |
|-----------|---|
| NURS 5104 | Community Concepts for Advanced Practice                      |
| NURS 5201 | Research Utilization in Advanced Nursing P.                   |
| NURS 5202 | Introduction to Professional Practice Mgmt                    |
| NURS 5203 | Advanced Professional Practice Management                     |
| NURS 5205 | Quantitative Epidemiology I                                   |
| NURS 5305 | Advanced Health Assessment and Diagnostic Reasoning Theory    |
| NURS 5306 | Advanced Health Assessment and Diagnostic Reasoning Practicum |
| NURS 5158 | Psychiatric-Mental Health Nursing Practicum I                 |
| NURS 5258 | Psychiatric-Mental Health Nursing Practicum II                |
| NURS 5358 | Psychiatric-Mental Health Nursing Practicum III               |

Added Courses

|            |                             |
|------------|-----------------------------|
| NURS 71163 | Roles & Prof. Practicum     |
| NURS 72103 | Ev. Based Practicum         |
| NURS 53053 | AH & Dx Reasoning           |
| NURS 71153 | Clin. Prev. & Health Promo. |

|            |                   |
|------------|-------------------|
| NURS 75503 | PMH Practicum I   |
| NURS 75533 | PMH Practicum II  |
| NURS 75546 | PMH Practicum III |

Master of Nursing Science in Nursing: Adult Gerontology Primary Care Nurse Practitioner (CIP 51.3808; DC 6010; 40-44 credit hours) changed to Master of Nursing Science in Nursing: Adult Gerontology Primary Care Nurse Practitioner (CIP 51.3808; DC 6010; 42-43 credit hours; Spring 2025)

Deleted Courses

|           |  |
|-----------|--|
| NURS 5104 | Community Concepts for Advanced Practice                       |
| NURS 5201 | Research Utilization in Advanced Nursing P.                    |
| NURS 5202 | Introduction to Professional Practice Mgmt                     |
| NURS 5203 | Advanced Professional Practice Management                      |
| NURS 5205 | Quantitative Epidemiology I                                    |
| NURS 5305 | Advanced Health Assessment and Diagnostic Reasoning Theory     |
| NURS 5306 | Advanced Health Assessment and Diagnostic Reasoning Practicum  |
| NURS 5142 | Adult-Gerontology Primary Care Psychiatric Nursing Practicum I |
| NURS 5241 | Adult-Gerontology Primary Care Nursing Practicum II            |
| NURS 5248 | Adult-Gerontology Primary Care Nursing Practicum III           |

Added Courses

|            |                             |
|------------|-----------------------------|
| NURS 71163 | Roles & Prof. Practicum     |
| NURS 72103 | Ev. Based Practicum         |
| NURS 53053 | AH & Dx Reasoning           |
| NURS 71153 | Clin. Prev. & Health Promo. |
| NURS 72405 | AGPC Practicum I            |
| NURS 71403 | AGPC Psych. Practicum       |
| NURS 73405 | AGPC Practicum II           |

Master of Nursing Science in Nursing: Adult Gerontology Acute Care Nurse Practitioner (CIP 51.3808; DC 6010; 40-44 credit hours) changed to Master of Nursing Science in Nursing: Adult Gerontology Acute Care Nurse Practitioner (CIP 51.3808; DC 6010; 42-43 credit hours; Spring 2025)

Deleted Courses

|           |   |
|-----------|---|
| NURS 5104 | Community Concepts for Advanced Practice                      |
| NURS 5201 | Research Utilization in Advanced Nursing P.                   |
| NURS 5202 | Introduction to Professional Practice Mgmt                    |
| NURS 5203 | Advanced Professional Practice Management                     |
| NURS 5205 | Quantitative Epidemiology I                                   |
| NURS 5305 | Advanced Health Assessment and Diagnostic Reasoning Theory    |
| NURS 5306 | Advanced Health Assessment and Diagnostic Reasoning Practicum |
| NURS 5186 | Adult-Gerontology Acute Care Nursing Practicum I              |
| NURS 5286 | Adult-Gerontology Acute Care Nursing Practicum II             |
| NURS 5386 | Adult-Gerontology Acute Care Nursing Practicum III            |

Added Courses

|            |                         |
|------------|-------------------------|
| NURS 71163 | Roles & Prof. Practicum |
| NURS 72103 | Ev. Based Practicum     |

|            |  |
|------------|--|
| NURS 53053 | AH & Dx Reasoning                                  |
| NURS 71153 | Clin. Prev. & Health Promo.                        |
| NURS 71805 | Adult Gerontology Acute Care Nursing Practicum I   |
| NURS 72802 | Adult Gerontology Acute Care Nursing Practicum II  |
| NURS 73806 | Adult Gerontology Acute Care Nursing Practicum III |

Master of Nursing Science in Nursing: Family Nurse Practitioner (CIP 51.3808; DC 6010; 40-44 credit hours) changed to Master of Nursing Science in Nursing: Family Nurse Practitioner (CIP 51.3808; DC 6010; 42-43 credit hours; Spring 2025)

Deleted Courses

|           |   |
|-----------|---|
| NURS 5104 | Community Concepts for Advanced Practice                      |
| NURS 5201 | Research Utilization in Advanced Nursing P.                   |
| NURS 5202 | Introduction to Professional Practice Mgmt                    |
| NURS 5203 | Advanced Professional Practice Management                     |
| NURS 5205 | Quantitative Epidemiology I                                   |
| NURS 5305 | Advanced Health Assessment and Diagnostic Reasoning Theory    |
| NURS 5306 | Advanced Health Assessment and Diagnostic Reasoning Practicum |
| NURS 5111 | Clinical Management of Child & Family Practicum               |
| NURS 5212 | Clinical Management of Family Reproductive Health Practicum   |
| NURS 5116 | Clinical Management of Adult and Family Practicum             |

Added Courses

|            |   |
|------------|---|
| NURS 71163 | Roles & Prof. Practicum                           |
| NURS 72103 | Ev. Based Practicum                               |
| NURS 53053 | AH & Dx Reasoning                                 |
| NURS 71153 | Clin. Prev. & Health Promo.                       |
| NURS 72133 | Clin. Mgmt. of Fam. Reprod. Pract.                |
| NURS 72165 | Clin. Mgmt. of Adult & Fam. Pract.                |
| NURS 72153 | Clinical Management of Child and Family Practicum |

Graduate Certificate in Family Nurse Practitioner (CIP 51.3805; DC 6685; 18 credit hours) changed to Post Master's Certificate in Family Nurse Practitioner (CIP 51.3805; DC 7084; 20 credit hours; Spring 2025)

Deleted Courses

|           |   |
|-----------|---|
| NURS 5116 | Clinical Management of Adult and Family Practicum           |
| NURS 5212 | Clinical Management of Family Reproductive Health Practicum |
| NURS 5111 | Clinical Management of Child and Family Practicum           |

Added Courses

|            |   |
|------------|---|
| NURS 72165 | Clin. Mgmt. of Adult & Fam. Pract.                |
| NURS 72133 | Clin. Mgmt. of Fam. Reprod. Pract.                |
| NURS 72153 | Clinical Management of Child and Family Practicum |

Graduate Certificate in Psychiatric Mental Health Nurse Practitioner (CIP 51.3810; DC 6675; 22 credit hours) changed to Post Master's Certificate in Psychiatric Mental Health Nurse Practitioner (CIP 51.3810; DC 6845; 23 credit hours; Spring 2025)

Deleted Courses

|           |   |
|-----------|---|
| NURS 5158 | Psychiatric-Mental Health Nursing Practicum I |
|-----------|---|

NURS 5258 Psychiatric-Mental Health Nursing Practicum II  
 NURS 5358 Psychiatric-Mental Health Nursing Practicum III

Added Courses

NURS 75503 PMH Practicum I  
 NURS 75533 PMH Practicum II  
 NURS 75546 PMH Practicum III

**Program Deletion**

Doctor of Philosophy in Biochemistry & Molecular Biology (CIP 26.0202; DC 7150; 55 credit hours; Fall 2024)

Doctor of Philosophy in Microbiology & Immunology (CIP 26.0503; DC 7320; 63 credit hours; Fall 2024)

Doctor of Philosophy in Cellular Physiology & Molecular Biophysics (CIP 26.0903; DC 7360; 54 credit hours; Fall 2024)

Doctor of Philosophy in Pharmacology (CIP 26.1001; DC 7330; 54 credit hours; Fall 2024)

Doctor of Philosophy in Toxicology, Interdisciplinary (CIP 26.1004; DC 7400; 54 credit hours; Fall 2024)

**Program Inactivation**

Doctor of Philosophy in Communication Sciences & Disorders (CIP 51.0204; DC 7510; 70 credit hours; Fall 2024)

**Title Change of Existing Program**

Graduate Certificate in Environmental & Occupational Health (CIP 26.9999; DC 6269; 12 credit hours) changed to Graduate Certificate in Environmental Health Sciences (CIP 26.9999; DC 6269; 12 credit hours; Fall 2025)

**University of Arkansas Fort Smith**

**Curriculum Revision**

Minor in Creative Writing (CIP 23.1302; 18 credit hours) changed to Minor in Creative Writing (CIP 23.1302; 18 credit hours; Fall 2025 (8/15/2025))

Deleted Courses/Requirements

RHET 3513 Imaginative Writing (now optional)  
 RHET 3903 Visual Rhetoric (now optional)  
 RHET 3413 Literary Events and Publications

Added Courses/Requirements

RHET 3103 Editing for Usage, Clarity, and Style  
 RHET 3413 Literary and Cultural Magazine Production OR  
 RHET 4123 Professional Editing and Publishing  
 ENGL 2853 Introduction to Creative Writing must be taken successfully prior to declaring the minor

**University of Arkansas Monticello****Curriculum Revision**

Master of Science in Forest Resources (CIP 03.0506; DC 6235; 30 credit hours)  
 changed to Master of Science in Forest Resources (CIP 03.0506; DC 6235; 30 credit  
 hours; Spring 2025)

**Added Optional Courses**

|                   |   |
|-------------------|---|
| NREM 5020V        | Special Topics                                  |
| NREM 50303        | Applications in Recreational Farm Management    |
| NREM 51303        | Decision-Making in Natural Resources Management |
| NREM 51403        | Recreational Land & Lodge Management            |
| NREM 52403        | Wetlands Ecology and Management                 |
| NREM 51603        | Advanced GIS                                    |
| NREM 51003        | Forest Finance                                  |
| NREM 52003        | Forest Operations and Supply Chain Management   |
| NREM 50603        | Forest Appraisals                               |
| NREM 54003        | Leadership in a Forest Business                 |
| NREM 5980V        | Independent Study in Forest Business            |
| NREM 53003        | Forest Products Marketing                       |
| NREM 55003        | Life Cycle Assessment of Forest Products        |
| <i>NREM 5XXX4</i> | <i>Advanced Silviculture</i>                    |
| <i>NREM 5XXX3</i> | <i>Forest Ecology and Tree Ecophysiology</i>    |
| <i>NREM 5XXX3</i> | <i>Advanced Forest Management</i>               |

*Italics = New Courses*

**Existing Program Offered at Off-Campus Location**

Certificate of Proficiency in Nursing Assistant (CIP 51.3902; DC 0266; 7 credit hours)  
 offered at the approved, off-campus location effective Spring 2025:  
 Hamburg High School      1119 South Main Street, Hamburg, AR 71646

Certificate of Proficiency in Nursing Assistant (CIP 51.3902; DC 0266; 7 credit hours)  
 and Certificate of Proficiency in Phlebotomy (CIP 51.1009; DC 4787; 9 credit hours)  
 offered at the approved, off-campus location effective Spring 2025:  
 Monticello Workforce Center      477 S Main Street, Monticello, AR 71655

Certificate of Proficiency in Phlebotomy (CIP 51.1009; DC 4787; 9 credit hours) offered  
 at the approved, off-campus location effective Spring 2025:  
 University of Arkansas for Medical Sciences      4301 West Markham, Little Rock, AR  
 72205

**New Option, Concentration, Emphasis, or Minor**

Bachelor of Science in Physical Education (non-licensure): Esports track (CIP 31.0501;  
 DC 4015; 120 credit hours; Spring 2025)

General Education Core – 35 credit hours

Major Requirements – 49 credit hours

EXSC 3323      Strength and Conditioning



|            |   |
|------------|---|
| EXSC 4401  | Anatomical Kinesiology Laboratory                         |
| EXSC 45303 | Sports Psychology   |
| EXSC 46433 | Anatomical Kinesiology                                    |
| PHED 14443 | Team Sports   |
| PHED 14543 | Individual Sports   |
| PHED 21143 | Nutrition   |
| PHED 22043 | Health and Wellness Promotion (ACTS Equivalent HEAL 1003) |
| PHED 22743 | First Aid and CPR   |
| PHED 23143 | Care and Prevention of Athletic Injuries                  |
| PHED 27043 | Theory and Principles of Physical Education and Coaching  |
| PHED 35043 | Adapted Physical Education                                |
| PHED 35243 | Exercise Physiology                                       |
| PHED 35543 | Child Growth and Motor Development                        |
| PHED 46043 | Physical Education Tests and Measurements                 |
| PHED 44143 | Methods of Physical Education and Health                  |
| PHED 47143 | Sport Administration                                      |

Supportive Requirements – 6 credit hours

|            |   |
|------------|---|
| BIOL 24043 | Anatomy and Physiology I                  |
| ISYS 10133 | Introduction to Computer Based Systems OR |
| CPSI 10003 | Microcomputer Applications                |

Esports Track – 30 credit hours

|                   |                                |
|-------------------|--------------------------------|
| <i>PHED 2xxx3</i> | <i>Introduction to ESports</i> |
| <i>PHED 3xxx3</i> | <i>Advanced ESports</i>        |
| <i>PHED 4xxx3</i> | <i>Internship in Esports</i>   |
| MGMT 34703        | Principles of Management       |
| MKTG 34043        | Principles of Marketing        |

Complete 15 credit hours from the following Electives (No more than 2 courses with the same prefix)

|            |                              |
|------------|------------------------------|
| BUSI 10103 | Introduction to Business     |
| ACCT 20003 | Financial Accounting         |
| ECON 22003 | Principles of Microeconomics |
| ECON 21003 | Principles of Macroeconomics |
| ECON 34563 | Money, Banking, and Credit   |
| MGMT 34303 | Entrepreneurship             |
| EXSC 34803 | Sport Entrepreneurship       |
| MGMT 34603 | Leadership                   |
| FINN 34703 | Principles of Finance        |
| MKTG 34643 | Consumer Behavior            |

*Italics = New Courses*

**Program Deletion**

Bachelor of Arts in Art (CIP 50.0701; DC 1250; 120 credit hours; Spring 2025)

Bachelor of Arts in history (CIP 54.0101; DC 1500; 120 credit hours; Spring 2025)

Bachelor of Arts in Political Science (CIP 45.1001; DC 1690; 120 credit hours; Spring 2025)

### **Program Reconfiguration**

Bachelor of Science in Computer Information Systems (CIP 52.1201; DC 2400; 120 credit hours) reconfigured to create the Bachelor of Science in Computer Science (CIP 11.0701; DC 2410; 120 credit hours; Spring 2025)

General Education Core – 35 credit hours

Computer Science Core – 40 credit hours

|                   |  |
|-------------------|--|
| ISYS 11903        | Hardware and Software Maintenance        |
| ISYS 22003        | Programming Logic and Design             |
| <i>ISYS 2XXX3</i> | <i>Data Structures</i>                   |
| CESC 31233        | Linux Operating Systems                  |
| ISYS 35203        | System Analysis and Design               |
| CESC 42503        | Cybersecurity                            |
| ISYS 45003        | Data Communications and Networking       |
| ISYS 46203        | Database Management Systems              |
| ISYS 46304        | Application Software Development Project |

Choose 12 credit hours from the following courses:

|            |                                  |
|------------|----------------------------------|
| CPSI 30083 | Python Programming               |
| ISYS 32403 | Introduction to Java Programming |
| ISYS 34203 | COBOL                            |
| ISYS 34403 | Object-Oriented Programming      |
| ISYS 34503 | World Wide Web Programming       |
| ISYS 35503 | Advanced COBOL                   |

Supportive Requirements – 22 credit hours

|            |                                  |
|------------|----------------------------------|
| STAT 23403 | Introduction to Statistics       |
| MATH 24005 | Calculus I                       |
| MATH 34985 | Calculus II                      |
| MATH 35183 | Discrete Mathematics             |
| MATH 36703 | Introduction to Machine Learning |

Electives – 23 credit hours

*Italics = New Course*

### **University of Arkansas Pulaski Technical College**

#### **Curriculum Revision**

Certificate of Proficiency in Cybersecurity (CIP 11.1003; DC 0125; 16 credit hours; 75% online) changed to Certificate of Proficiency in Cybersecurity (CIP 11.1003; DC 0125; 13 credit hours; 75% online; Fall 2024)

Deleted Courses

|           |                       |
|-----------|-----------------------|
| CIS 1814  | CCNA 1                |
| ENGL 1311 | English Composition I |

Added Course

|          |                    |
|----------|--------------------|
| CIS 2514 | Computer Science I |
|----------|--------------------|

Technical Certificate in Cybersecurity (CIP 11.1003; DC 1113; 33 credit hours; 75% online) changed to Technical Certificate in Cybersecurity (CIP 11.1003; DC 1113; 31 credit hours; 75% online; Fall 2024)

Deleted Courses

|           |                                 |
|-----------|---------------------------------|
| CIS 2913  | Linux Systems Administration II |
| ENGL 1312 | English Composition II          |
| SPCH 1300 | Speech Communication            |

Added Courses

|           |                            |
|-----------|----------------------------|
| CIS 2514  | Computer Science I         |
| MATH 1300 | Math Reasoning (or higher) |
| CIS 1344  | Network Defense            |

**University of Central Arkansas**

**Articulation Agreement**

Hendrix College undergraduate students may complete initial hours of UCA's Master of Arts in Teaching (CIP 13.1299; DC 5543; 36 credit hours; 100% online) while still enrolled in undergraduate studies at Hendrix. Upon graduation from Hendrix College with a bachelor's degree, students may apply for admission to the UCA Graduate School/MAT Program. Once admitted, students may complete the remaining credit hours of the MAT program.

Note: UCA/Hendrix MOU on file at ADHE.

**Program Deletion**

Bachelor of Science in Computer Engineering (CIP 14.0901; DC 3650; 126 credit hours; Fall 2024 (10/25/2024))

**Program Reconfiguration**

Bachelor of Science in Computer Science (CIP 11.0101; DC 2410; 120 credit hours) reconfigured to create the Bachelor of Science in Software Engineering (CIP 14.0903; DC 2795; 120 credit hours; Fall 2024 (10/25/2024))

General Education Courses – 27 credit hours

Required Computer Science Courses – 32 credit hours

|           |                                    |
|-----------|------------------------------------|
| CSCI 1470 | Computer Science I                 |
| CSCI 1480 | Computer Science II                |
| CSCI 2320 | Data Structures                    |
| CSCI 2335 | Networking                         |
| CSCI 3330 | Algorithms                         |
| CSCI 3360 | Database Systems                   |
| CSCI 3370 | Programming Languages              |
| CSCI 4300 | Operating Systems                  |
| CSCI 4315 | Information Security               |
| CSCI 4321 | Ethical Implications of Technology |

Required Software Engineering Courses – 25 credit hours

|           |   |
|-----------|---|
| CSCI 2360 | <i>Introduction to Software Engineering</i> |
| CSCI 3340 | <i>Requirements Engineering</i>             |
| CSCI 3355 | <i>Software Design and Construction</i>     |

CSCI 3381 Object-Oriented Software Development with Java  
*CSCI 4325 Software Testing*  
 CSEC 4330 Software Security  
*CSCI 4335 Cloud Computing*  
 CSCI 4490 Software Engineering

Required Mathematics Courses – 13 credit hours

MATH 1491 Applied Calculus for the Life Sciences OR  
 MATH 1496 Calculus I  
 CSCI 2330 Discrete Mathematics for Computing  
 MATH 3311 Statistical Methods  
 MATH 3320 Linear Algebra

Required Science Courses – 8 credit hours

BIOL 1440 Principles of Biology I  
 PHYS 1410 College Physics I OR  
 PHYS 1441 University Physics I

Elective Mathematics / Science Courses – choose at least 9 credit hours

MATH 1497 Calculus II  
 MATH 2471 Calculus III  
 MATH 3331 Ordinary Differential Equations I  
 MATH 3381 Data Cleaning and Visualization  
 MATH 4340 Numerical Methods  
 MATH 4371 Introduction to Probability  
 BIOL 1441 Principles of Biology II  
 CHEM 1450 College Chemistry I  
 CHEM 1451 College Chemistry II  
 GEOG 1400 Earth Systems Science  
 GEOG 2475 Cartography  
 PHYS 1420 College Physics 2  
 PHYS 1442 University Physics 2

General Electives – 6 credit hours

*Italics = New Courses*

**ARKANSAS PUBLIC INSTITUTIONS  
LETTERS OF INTENT**

---

The following notifications were received through October 1, 2024.

**Arkansas State University Beebe**

New Program – Associate of Applied Science in Surgical Technology

**Black River Technical College**

New Off-Campus Instruction Center – Jonesboro High School  
Northeast Arkansas Technical Center  
301 Hurricane Drive  
Jonesboro, AR 72401

**Henderson State University**

New Program – Bachelor of Applied Science in Criminal Justice (Accelerated Pathway)

**University of Arkansas Community College Morrilton**

New Off-Campus Instruction Center – Conway High School  
2300 Prince Street  
Conway, AR 72034

**University of Arkansas Monticello**

Role and Scope Change – Doctor of Philosophy in Forest Resources

## **OUT-OF-STATE AND ARKANSAS PRIVATE INSTITUTIONS**

---

### **ADHE Executive Staff Recommendation**

**RESOLVED**, That pursuant to A.C.A. §6-61-301, the Arkansas Higher Education Coordinating Board grants initial certification to the institutions listed on pages 1 - 2 to offer the specified degree programs to Arkansas residents for a period of three years through December 31, 2027.

**FURTHER RESOLVED**, That the Commissioner of the Arkansas Division of Higher Education is authorized to notify the administration of said institutions that the certification of the degree programs requires the institution to notify the Arkansas Division of Higher Education whenever any of the following occurs: (1) major reorganization of the controlling body; (2) changes in the charter or incorporation documents of the institution; or (3) changes in the method of operation of the institution's programs in Arkansas.

**FURTHER RESOLVED**, That the Coordinating Board instructs the Commissioner to notify the administration of said institutions that any advertisement or published materials using the name of the Arkansas Higher Education Coordinating Board or the Arkansas Division of Higher Education must contain the following statement:

Arkansas Higher Education Coordinating Board certification does not constitute an endorsement of any institution or program. Such certification merely indicates that certain criteria have been met as required under the rules and regulations implementing institutional and program certification as defined in A.C.A. §6-61-301.

### **Initial Program Certifications – Distance Technology**

#### Pepperdine University, Malibu, California

State Authorization: California Bureau for Private Postsecondary Education  
Institutional Accreditation – Regional: Western Association of Schools and Colleges

Master of Science in Education (Non-Licensure)

#### University of California, Davis, Davis, California

State Authorization: California Secretary of State  
Institutional Accreditation – Regional: Western Association of Schools and Colleges

Master of Management

University of Southern California, Los Angeles, California

State Authorization: California Secretary of State

Institutional Accreditation – Regional: Western Association of Schools and Colleges

Programmatic Accreditation: Council on Social Work

Master of Education in Postsecondary Administration and Student Affairs

Master of Social Work, Advanced Standing

Walden University, Minneapolis, Minnesota

State Authorization: Minnesota Office of Higher Education

Institutional Accreditation – Regional: Higher Learning Commission

Programmatic Accreditation: Council for Accreditation of Counseling and Related Education Programs

Master of Science in Clinical Mental Health Counseling and School Counseling – Dual Degree

**New Institutions – Initial Program Certifications – Distance Technology**

American Musical and Dramatic Academy College of the Performing Arts, Los Angeles, California

State Authorization: California Bureau for Private Postsecondary Education

Institutional Accreditation – Regional: Western Association of Schools and Colleges

Bachelor of Fine Arts in Acting

Bachelor of Fine Arts in Music Theatre

Hannibal-LaGrange University, Hannibal, Missouri

State Authorization: Missouri Department of Higher Education and Workforce Development

Institutional Accreditation – Regional: Higher Learning Commission

Bachelor of Science in Education

Master of Science in Education

**OUT-OF-STATE AND ARKANSAS PRIVATE  
INSTITUTIONS  
LETTERS OF NOTIFICATION**

---

**Recertifications – Distance Technology**

Academy of Art University, San Francisco, California

Associate of Arts in Fashion Marketing  
Associate of Arts in Fashion Merchandising  
Associate of Arts in Fashion Styling  
Bachelor of Fine Arts in Fashion Communication and Styling  
Bachelor of Fine Arts in Fashion Marketing  
Bachelor of Fine Arts in Fashion Merchandising  
Master of Arts in Fashion Merchandising  
Master of Fine Arts in Fashion Marketing and Brand Management  
Master of Fine Arts in Fashion Merchandising and Management

DeVry University, Lisle, Illinois

Undergraduate Certificate in Business Essentials  
Undergraduate Certificate in Cloud Computing  
Undergraduate Certificate in Cyber Security  
Undergraduate Certificate in Data Mining and Analytics  
Undergraduate Certificate in Information Technology Essentials  
Undergraduate Certificate in Internet of Things  
Undergraduate Certificate in Networking Essentials  
Undergraduate Certificate in Programming Essentials  
Undergraduate Certificate in Software Design and Solutions  
Undergraduate Certificate in Web and Mobile Application Development  
Associate of Applied Science in Cybersecurity and Networking  
Associate of Applied Science in Electronics and Computer Technology  
Associate of Applied Science in Engineering Technology  
Associate of Applied Science in Health Information Technology  
Associate of Applied Science in Information Technology and Networking  
Bachelor of Science in Accounting  
Bachelor of Science in Business Administration  
Bachelor of Science in Business Management  
Bachelor of Science in Computer Information Systems  
Bachelor of Science in Communications  
Bachelor of Science in Cybersecurity and Networking  
Bachelor of Science in Engineering Technology  
Bachelor of Science in Engineering Technology-Computers  
Bachelor of Science in Engineering Technology-Electronics  
Bachelor of Science in Healthcare Administration



Bachelor of Science in Information Technology and Networking  
Bachelor of Science in Justice Administration  
Bachelor of Science in Multimedia Design and Development  
Bachelor of Science in Software Development  
Bachelor of Science in Technical Management  
Graduate Certificate in AI and Business Analytics  
Graduate Certificate in CPA Preparation  
Graduate Certificate in Global Supply Chain Management  
Master of Information Systems Management  
Master of Information Technology Management  
Master of Network and Communications Management  
Master of Public Administration  
Master of Project Management  
Master of Science in Accounting

Pepperdine University, Malibu, California

Master of Arts in Psychology  
Master of Dispute Resolution  
Master of Legal Studies  
Master of Science in Human Resources  
Master of Science in Managing Leadership

University of California, Davis, Davis, California

Master of Business Administration

Walden University, Minneapolis, Minnesota

Bachelor of Science in Elementary Education  
Bachelor of Science in Health Studies  
Bachelor of Science in Healthcare Management  
Bachelor of Science in Human Services  
Bachelor of Social Work  
Master of Science in Criminal Justice  
Master of Science in Developmental Psychology  
Master of Science in Early Childhood Studies  
Master of Science in Higher Education  
Master of Science in Human Resource Management  
Master of Science in Human Services  
Master of Science in Information Technology  
Master of Science in Marriage, Couple, and Family Counseling  
Master of Social Work  
Doctor of Healthcare Administration  
Doctor of Nursing Practice  
Doctor of Philosophy in Counselor Education and Supervision  
Doctor of Philosophy in Criminal Justice  
Doctor of Public Health  
Doctor of Social Work

**Recertifications – Arkansas Campuses**

Arkansas Colleges of Health Education, Fort Smith, Arkansas

Master of Science in Biomedicine

Doctor of Physical Therapy

Strayer University, Washington, D.C.

Campus in Little Rock

Bachelor of Business Administration

Bachelor of Science in Criminal Justice

Bachelor of Science in Information Systems

Master of Science in Human Resource Management

Master of Science in Information Systems

Master of Science in Management

**Institutional Changes**

Baptist Health College Little Rock, Little Rock, Arkansas

Dr. Joel Hicks has replaced Dr. Judy Pile as President.

**Decertifications**

DeVry University, Lisle, Illinois

Associate of Applied Science in Accounting

The institution ceased enrollments in 2017, and no students are currently enrolled.

Associate of Applied Science in Web Graphic Design

The institution ceased enrollments in 2017, and no students are currently enrolled.

Bachelor of Science in Biomedical Engineering Technology

The institution ceased enrollments in 2012, and no students are currently enrolled.

**Letter of Exemption from Certification – Church-Related Training**

Ecclesia College, Springdale, Arkansas

Associate of Arts in Biblical Studies

Bachelor of Arts in Biblical Studies

Bachelor of Christian Leadership

Master of Christian Leadership

Evangel University of the Assemblies of God, Springfield, Missouri

Offering programs by distance technology

Bachelor of Science in Humanitarian Relief and Development

Master of Theology in Biblical Interpretation and Theology

Master of Theology in Intercultural Studies

Doctor of Applied Intercultural Studies

Doctor of Philosophy in Biblical Interpretation and Theology

Doctor of Philosophy in Intercultural Studies

Northern California Bible College, Campbell, California

Offering programs by distance technology

Associate of Arts in Biblical Studies  
Bachelor of Arts in Biblical Studies  
Master of Arts in Biblical Studies and Practical Ministry

**Program Changes/Additions**

Baptist Health College Little Rock, Little Rock, Arkansas

Name Change

Patient Care Technician Certificate changed to Certificate of Proficiency in Patient Care Technician

DeVry University, Lisle, Illinois

New Certificate

Graduate Certificate in Leadership  
HRM 587 Managing Organizational Change  
LEAD 560 Intercultural Leadership  
LEAD 570 Leadership in the Age of AI  
LEAD 590 Strategic Decision-Making for Leaders

University of Southern California, Los Angeles, California

New Certificates

Graduate Certificate in Advanced Clinical Social Work Practice  
SOWK 697 Advanced Clinical Social Work Practice Certificate Lab  
Choose two from the following:  
SOWK 613 Social Work Practice with Children and Families in Early & Middle Childhood  
SOWK 621 Social Work Practice with Adolescents, Young Adults and their Families  
SOWK 643 Social Work Practice in Integrated Care Settings  
SOWK 647 Advanced Practice with Complex Social Work Cases  
Choose two from the following:  
SOWK 612 Assessment and Diagnosis of Mental Disorder  
SOWK 613 Social Work Practice with Children and Families in Early & Middle Childhood  
SOWK 615 Brief Therapy and Crisis Intervention  
SOWK 618 Systems of Recovery from Mental Illness in Adults  
SOWK 621 Social Work Practice with Adolescents, Young Adults & their Families  
SOWK 643 Social Work Practice in Integrated Care Settings  
SOWK 647 Advanced Practice with Complex Social Work Cases  
SOWK 666 Domestic and Intimate Partner Abuse  
SOWK 677 Mental Health Practice with Children and Adolescents  
SOWK 692 Loss, Grief and Bereavement

Graduate Certificate in Advanced Integrative Social Work and Nursing Practice  
Required Courses for Master of Science in Nursing students:  
NURS 605 Professional Issues in Advanced Practice Nursing  
NURS 606 Health Policy Principles in Changing Health Care Contexts

SOWK 506 Human Behavior and the Social Environment

Required Courses for Master of Social Work students:

NURS 605 Professional Issues in Advanced Practice Nursing

NURS 606 Health Policy Principles in Changing Health Care Contexts

Choose two from the following:

SOWK 612 Assessment and Diagnosis of Mental Disorder

SOWK 613 Social Work Practice with Children and Families in Early & Middle  
Childhood

SOWK 621 Integrative Social Work Practice with Adolescents, Young Adults &  
Families

SOWK 643 Social Work Practice in Integrated Care Settings

SOWK 647 Advanced Practice with Complex Social Work Cases

Elective Courses

SOWK 612 Assessment and Diagnosis of Mental Disorder

SOWK 617 Substance Related and Behavioral Addictive Disorders and Recovery

SOWK 637 Assessing Wellness to Improve Recovery in Integrated Care

SOWK 643 Social Work Practice in Integrated Care Settings

Graduate Certificate in Aging and Health

Choose two from the following:

SOWK 616 Clinical Practice with Older Adults

SOWK 638 Policy in Integrated Care

SOWK 653 Social Work with Older Adults

Graduate Certificate in Ending Homelessness

SOWK 590 Directed Research

SOWK 618 Systems of Recovery from Mental Illness in Adults

Graduate Certificate in Food Safety

RSCI 514 Regulation of Food and Dietary Supplements

RSCI 524 Introduction to Food Science and Technology

RSCI 525 Introduction to Drug and Food Toxicology

Choose one from the following:

RSCI 511 Introduction to Medical Product Regulation

RSCI 515 Quality Systems and Standards

RSCI 526 Chemistry Manufacturing and Controls

RSCI 508 Quality Assurance for Drugs and Biologics

RSCI 509 Quality Assurance, Medical Devices and Combination Products

RSCI 520 Introduction to Risk Management for Health Care Products

Graduate Certificate in Law and Government

Choose six from the following:

LAW 520 Introduction to the U.S. Legal System

LAW 777 Administrative Law & Regulatory Policy

LAW 528 Constitutional Law

LAW 513 Effective Writing for Professional

LAW 635 Employment Discrimination Law  
LAW 579 Global Regulatory Compliance  
LAW 811 Health Law & Policy  
LAW 567 Introduction to Litigation in U.S. Court  
LAW 845 Negotiation Skills  
LAW 598 Regulatory Compliance  
LAW 749 Securities Regulation

Graduate Certificate in Social Inquiry for Community, Social & Environmental Justice

SOWK 690a Research

SOWK 690b Research

Choose two from the following:

SOWK 608 Research and Critical Analysis for Social Work with Children and Families

SOWK 612 Assessment and Diagnosis of Mental Disorder

SOWK 622 Threat Assessment and Management

SOWK 629 Research and Evaluation for Community, Organization & Business  
Environments

SOWK 635 Research and Evaluation for Social Work with Adults and Older Adults

SOWK 664 Consultation, Coaching, and Social Entrepreneurship

SOWK 665 Grant Writing and Program Development for Social Workers

Graduate Certificate in Social Work Practice in Addiction

SOWK 612 Assessment and Diagnosis of Mental Disorder

SOWK 617 Substance Related and Behavioral Addictive Disorders and Recovery

SOWK 637 Assessing Wellness to Improve Recovery in Integrated Care

SOWK 643 Social Work Practice in Integrated Care Settings

SOWK 647 Advanced Practice with Complex Social Work Cases

Graduate Certificate in Technology and Entrepreneurship

LAW 603 Business Organizations

LAW 527 Intellectual Property: Copyright

LAW 551 Intellectual Property: Trademark

LAW 633 Business Principles in Law

LAW 658 Mergers & Acquisitions

LAW 689 Digital Media Transactions

LAW 710 Contract Drafting & Analysis

LAW 749 Securities Regulation

LAW 804 Information Privacy Law

LAW 845 Negotiation Skills

Graduate Certificate in Telebehavioral Health Practice

SOWK 525 Foundations of Integrative Social Work Practice II

SOWK 662 Telebehavioral Health Practice

Choose one from the following:

SOWK 613 Social Work Practice with Children and Families in Early and Middle  
Childhood

SOWK 643 Social Work Practice in Integrated Care Settings

Choose one from the following:

SOWK 612 Assessment and Diagnosis of Mental Disorder

SOWK 615 Brief Therapy and Crisis Intervention

SOWK 617 Substance Related and Behavioral Addictive Disorders and Recovery

SOWK 677 Mental Health Practice with Children and Adolescents

SOWK 692 Loss, Grief and Bereavement

Graduate Certificate in Visual Social Work

SOWK 546 Science of Social Work

SOWK 628 Visual Social Work

SOWK 630 Diversity, Social Justice and Interculturally Competent Social Work Practice

SOWK 687 Media in Social Work

Walden University, Minneapolis, Minnesota

Doctor of Philosophy in Forensic Psychology

The "MS Track" will be added for students who have a master's degree in forensic psychology.

Deleted Courses

FPSY 8102 Intersection of Crime, Psychology, and the Law

FPSY 8910 Legal Issues and Social Change in Forensic Psychology

FPSY 8126 Understanding Violence, Risk, and Threat Assessment

FPSY 8412 Research Foundations

RESCH 8210F Quantitative Reasoning and Analytics

Added Courses

FPSY 8316 Interviewing in Psycholegal Settings

FPSY 8314 Program Evaluation

FPSY 8214 Consulting for Organizational Change

FPSY 8991 Dissertation Companion Course 1

FPSY 8992 Dissertation Companion Course 2

FPSY 8993 Dissertation Companion Course 3

FPSY 8994 Dissertation Companion Course 4

FPSY 8995 Dissertation Companion Course 5

Added to Self-Designed Specialization

FPSY 8207 Advanced Threat Assessment and Management

FPSY 8209 Advanced Issues in Law Enforcement Psychology

FPSY 8210 Advanced Victim Issues

Deleted Specializations:

Criminal Justice

Crisis Leadership Management

Crisis Response

Legal Issues in Forensic Psychology

Victimology

**OUT-OF-STATE AND ARKANSAS PRIVATE  
INSTITUTIONS  
LETTERS OF INTENT**

---

The following notifications were received through October 1, 2024.

Arizona Christian University, Glendale, Arizona

Initial Certification – Distance Technology  
Bachelor of Arts in Business Administration  
Bachelor of Science in Biology  
Bachelor of Science in Elementary Education  
Bachelor of Science in Psychology  
Bachelor of Science in Secondary Education  
Master of Arts in Education

Baptist Health College Little Rock, Little Rock, Arkansas

Recertification – Little Rock Campus  
Medical Laboratory Science Certificate  
Nuclear Medicine Technology Certificate  
Patient Care Technician Certificate  
Practical Nursing Diploma  
Radiography Certificate  
Sleep Technology Certificate  
Associate of Applied Science in Nursing  
Associate of Applied Science in Occupational Therapy Assistant  
Associate of Applied Science in Surgical Technology

Champion Christian College, Hot Springs, Arkansas

Recertification – Hot Springs Campus  
Associate of Arts in Professional Studies  
Bachelor of Science in Professional Studies

The Chicago School, Los Angeles, California

Initial Certification – Distance Technology  
Certificate in Clinical Rotations for Clinical Psychopharmacology  
Certificate in Forensic Psychology  
Bachelor of Arts in Criminology  
Bachelor of Science in Business Psychology  
Bachelor of Science in Healthcare Management  
Graduate Certificate in Applied Behavior Analysis  
Post Bachelor's Certificate in Applied Behavior Analysis  
Master of Arts in Clinical Mental Health Counseling  
Doctor of Philosophy in Counselor Education Supervision  
Doctor of Psychology in Clinical Psychology

The Colleges of Law, Ventura, California

Recertification – Distance Technology

Master of Arts in Law (formerly Master of Legal Studies)

Evangel University, Springfield, Missouri

Initial Certification – Distance Technology

Certificate in Recording Technology

Certificate in Crisis Prevention & Suicide Management

Certificate in Christian School Instructor

Associate of Arts in General Studies

Associate of Arts in Leadership

Bachelor of Science in Allied Health

Bachelor of Science in Applied Biology

Bachelor of Science in Criminal Justice

Bachelor of Science in Multidisciplinary Studies

Master of Counseling

Doctor of Strategic Leadership

National University, San Diego, California

Recertification – Distance Technology

Bachelor of Arts in Management

Bachelor of Science in Construction Management

Bachelor of Science in Electrical and Computer Engineering

Master of Arts in Human Behavior

Master of Arts in Human Resource Management

Master of Arts in Marriage and Family Therapy

Master of Arts in Psychology

Master of Arts in Strategic Communications

Master of Business Administration

Master of Human Resource

Master of Education (Non-Licensure)

Master of Science in Applied Behavioral Analysis

Master of Science in Higher Education Administration

Master of Science in Nursing

Master of Science in Sport Psychology

Master of Social Work

Post-Graduate Psychiatric Mental Health Nurse Practitioner Certificate

Education Specialist

Doctor of Business Administration

Doctor of Criminal Justice

Doctor of Education in Educational Leadership

Doctor of Education in Instructional Design

Doctor of Health Administration

Doctor of Nursing Practice

Doctor of Philosophy in Business Administration

Doctor of Philosophy in Computer Science

Doctor of Philosophy in Data Science

Doctor of Philosophy in Educational Leadership



Doctor of Philosophy in Human Resource Management  
Doctor of Philosophy in Instructional Design  
Doctor of Philosophy in Marriage and Family Therapy  
Doctor of Philosophy in Psychology  
Doctor of Public Administration

Pepperdine University, Malibu, California

Initial Certification – Distance Technology  
Master of Science in Applied Analytics

Southern California University of Health Sciences, Whittier, California

Initial Certification – Distance Technology  
Doctor of Occupational Therapy

University of California, Irvine, Irvine, California

Initial Certification – Distance Technology  
Master of Advanced Study in Criminology, Law, and Society  
Master of Business Administration  
Master of Human Computer Interaction and Design  
Master of Legal and Forensic Psychology  
Master of Science in Pharmacology  
Doctor of Nursing Practice

University of Massachusetts Global, Irvine, California

Recertification – Distance Technology  
Associate of Arts in General Education  
Bachelor of Arts in Business Administration  
Bachelor of Arts in Applied Studies  
Bachelor of Arts in Organizational Leadership  
Bachelor of Arts in Psychology  
Master of Arts in Organizational Leadership  
Master of Business Administration

University of the People, Pasadena, California

Recertification – Distance Technology  
Associate of Science in Computer Science  
Associate of Science in Health Science  
Bachelor of Science in Business Administration  
Bachelor of Science in Computer Science  
Bachelor of Science in Health Science  
Master of Education in Advanced Teaching  
Master of Science in Business Administration  
Master of Science in Information Technology

Westcliff University, Irvine, California

Initial Certification – Distance Technology  
Bachelor of Arts in Education  
Bachelor of Business Administration

Bachelor of Science in Computer Science  
Bachelor of Science in Information Technology  
Master of Business Administration  
Master of Science in Computer Science  
Master of Science in Engineering Management  
Master of Science in Information Technology  
Doctor of Business Administration  
Doctor of Education – Leadership, Curriculum, and Instruction

**ARKANSAS HIGHER EDUCATION COORDINATING BOARD**  
**Regular Quarterly Meeting**  
**July 26, 2024**

**Minutes of Meeting**

The July 26, 2024, regular meeting of the Arkansas Higher Education Coordinating Board (AHECB) was held at the University of Central Arkansas in Conway. Chair Graycen Bigger called the meeting to order at 9:00 a.m., with a quorum present.

Coordinating Board present:

Graycen Bigger, Chair  
Dr. Jerry Cash, Vice Chair  
Dr. Katherine Dudley  
Lucas Pointer  
Carolyn Rhinehart

Coordinating Board absent:

Dr. Kyle Miller, Secretary  
Dr. Jim Carr  
Chad Hooten  
Heather Maxey

Presidents, chancellors, institutional representatives, members of the press, ADHE staff and guests were also present.

Chair Bigger began by calling on President Houston Davis for a welcome. Dr. Davis began by welcoming Coordinating Board members to the University of Central Arkansas (UCA) and shared information about the institution. Dr. Davis discussed their ROI launch in Fall 2019, the Resource Optimization Initiative, and the UCA Now Campaign.

Chair Bigger announced the board would go into a Committee of the Whole. This will allow all members to vote during both committee meetings, said Bigger.

Agenda Item No. 1  
Certification of Intercollegiate Athletic  
Revenues and Expenditures for 2024-25

A.C.A. §6-62-805 (Act 366 of 1991) requires each state-supported institution of higher education to annually certify by June 15 to the Arkansas Higher Education Coordinating Board that its intercollegiate athletic program will generate sufficient revenues to meet expenditures or that any athletic deficit will be met by separate institutional board-sanctioned student athletic fees.

Institutions with intercollegiate athletic programs submitted ADHE Form 21-2, "Certification of Budgeted Athletic Revenues and Expenditures" and proper supporting documentation. ADHE finance staff verified that the athletic data submitted by the institutions matched the overall 2024-25 institutional operating budgets.

**RESOLVED**, That the Arkansas Higher Education Coordinating Board accepts the Certification of Intercollegiate Athletic Revenues and

Expenditures Budgeted for 2024-25 as prepared in accordance with Arkansas Higher Education Coordinating Board uniform accounting standards and definitions for athletic reporting.

There were no questions.

Lucas Pointer moved to recommend Agenda Item No. 1 to the full Board for consideration. Carolyn Rhinehart seconded, and the Committee unanimously approved.

Agenda Item No. 2  
Recommendation for Distribution of Productivity Funding  
For State-Supported Institutions of Higher Education

A.C.A. §6-61-234 directs the Arkansas Higher Education Coordinating Board (AHECB) to adopt polices developed by the Arkansas Division of Higher Education (ADHE) necessary to implement a productivity-based funding model for state-supported institutions of higher education.

**RESOLVED**, That the Arkansas Higher Education Coordinating Board adopts the recommendation for distribution of productivity funding to the Arkansas public institutions of higher education in the 2025-26 fiscal year as included in Table A.

**FURTHER RESOLVED**, That the Commissioner of the Arkansas Division of Higher Education is authorized to prepare appropriate documents for transmission to the Governor and the General Assembly of the 2025-26 productivity funding distribution recommendation of the Arkansas Higher Education Coordinating Board.

**FURTHER RESOLVED**, That should any errors of a technical nature be found in this recommendation, the Commissioner of the Arkansas Division of Higher Education is authorized to make appropriate corrections consistent with the policy established by the Board's action on these recommendations.

Dr. Jerry Cash asked if the institutions receive productivity funding every year. Nick Fuller explained that the institutions will continue to receive funding based on their productivity.

Dr. Katherine Dudley moved to recommend Agenda Item No. 2 to the full Board for consideration. Carolyn Rhinehart seconded, and the Committee unanimously approved.

Agenda Item No. 3  
Recommendations for Educational and General Operations  
State-Supported Institutions of Higher Education

A.C.A. §6-61-234 (Act 148 of 2017) directs the Arkansas Higher Education Coordinating Board (AHECB) to adopt polices developed by the Arkansas Division of Higher Education (ADHE) necessary to implement a productivity-based funding model for state-supported institutions of higher education. That language reads as follows:

**RESOLVED**, That the Arkansas Higher Education Coordinating Board adopts the recommendations for state funding of the educational and general operations of Arkansas public institutions of higher education in the 2025-26 fiscal year as included in Tables 03A, 03B, 03C, and 04D.

**FURTHER RESOLVED**, That the Commissioner of the Arkansas Division of Higher Education is authorized to prepare appropriate documents for transmission to the Governor and the General Assembly of the 2025-26 operating recommendations of the Arkansas Higher Education Coordinating Board.

**FURTHER RESOLVED**, That should any errors of a technical nature be found in these recommendations, the Commissioner of the Arkansas Division of Higher Education is authorized to make appropriate corrections consistent with the policy established by the Board's action on these recommendations.

There were no questions.

Lucas Pointer moved to recommend Agenda Item No. 3 to the full Board for consideration. Carolyn Rhinehart seconded, and the Committee unanimously approved.

Agenda Item No. 4  
Personal Services Recommendations for  
Non-Classified Personnel 2025-27 Biennium

A.C.A. §6-61-209 requires the Arkansas Higher Education Coordinating Board to present a consolidated budget request from the state-supported colleges and universities to the General Assembly and the Governor prior to each regular session of the General Assembly. As part of this process, the quantity of positions, titles, grades, and line-item maximum salaries for all administrative, academic, and auxiliary positions at each Arkansas public institution of higher education have been reviewed, and changes are recommended.

**RESOLVED**, That the Arkansas Higher Education Coordinating Board adopts the recommended number of positions, titles, grades, and maximum salaries for positions in academic, administrative, and

auxiliary positions for the 2025-27 Biennium as recommended by staff.

**FURTHER RESOLVED**, That the Commissioner of the Arkansas Division of Higher Education is authorized to make technical corrections consistent with Coordinating Board action.

**FURTHER RESOLVED**, That the Coordinating Board requests the Director to transmit the Personal Services recommendations to the Governor and the General Assembly for consideration for the 2025-27 Biennium.

Dr. Jerry Cash asked what happens if an institution wants to add a classified position. Mr. Fuller said that all positions on campuses are non-classified.

Carolyn Rhinehart moved to recommend Agenda Item No. 4 to the full Board for consideration. Dr. Katherine Dudley seconded, and the Committee unanimously approved.

Agenda Item No. 5  
Economic Feasibility of Loan Issue  
South Arkansas College

South Arkansas College (SAC) requests approval of the economic feasibility to secure a loan not to exceed \$4.0 million with a maximum term of twenty (20) years at an annual interest rate of approximately 7.5 percent. Proceeds from the loan will be used for educational and general (E&G) purposes. The South Arkansas College Board of Trustees approved this financing at its meeting on June 20, 2024.

The E&G issue will be up to \$4.0 million with a combined estimated annual debt service of \$386,685 and a term of twenty (20) years. Proceeds from the loan will be used to construct a new facility building to house Procurement, Maintenance, Custodial and Shipping & Receiving for the College. Coordinating Board policy regarding debt service for educational and general (E&G) projects provides that sales tax proceeds must be a minimum of 120 percent of the estimated annual debt service. The policy also states that a maximum of 25 percent of tuition and fee revenue may be pledged to debt service.

**RESOLVED**, That the Arkansas Higher Education Coordinating Board considers economically feasible plans for South Arkansas College to secure a loan in the amount not to exceed \$4.0 million with a maximum term of twenty (20) years at an annual interest rate of approximately 7.5 percent as requested by the institution to construct a new facility building to house Procurement, Maintenance, Custodial and Shipping and Receiving for the College.

**FURTHER RESOLVED**, That the Commissioner of the Arkansas Division of Higher Education is authorized to notify the President

and the Chair of the Board of Trustees of South Arkansas College of the Coordinating Board's resolution.

Considering the increase in online programs, Chair Bigger asked if new construction on campus is necessary.

Ann Southall, Vice President of Finance and Administration explained that SAC is removing two buildings and adding one structure.

Dr. Jerry Cash asked if the annual interest rate was going to be 7.06 percent. Ms. Southall said it will not exceed 7.06 percent. She noted that they do have a quote from a local bank of 5.5 percent.

Commissioner Warden said all signs indicate that SAC's interest rate will come in lower than projected.

Lucas Pointer moved to recommend Agenda Item No. 5 to the full Board for consideration. Dr. Katherine Dudley seconded, and the Committee unanimously approved.

Agenda Item No. 6  
College Savings Bond Program  
Community/Technical College Revolving Loan  
Economic Feasibility of a Loan Issue  
Arkansas State University - System

At its regular meeting on July 23, 1993, the State Board, acting under authority provided by Act 683 of 1989, as amended, established application procedures and criteria for the College Savings Bond Community/Technical College Revolving Loan Fund (CSB Loan Fund), including the method of establishing each loan's interest rate. The Higher Education Coordinating Board is requested to consider adjusting the interest rate calculation on these loans to ensure the lowest rate possible for qualifying institutions and for the approval of a request for a loan from the Arkansas State University System.

**RESOLVED**, That the Arkansas Higher Education Coordinating Board directs that the interest rates for loans made from the College Savings Bond Community/Technical College Revolving Loan Fund (CSB Loan Fund) be fixed at the yield rate of 0.2% in line with the interest rate charged against loans from the Sustainable Building Maintenance Loan Fund.

**FURTHER RESOLVED**, That the Arkansas Higher Education Coordinating Board considers economically feasible plans for Arkansas State University-System to secure a loan not to exceed \$2,900,000 with a term of ten (10) years at an annual interest rate not to exceed 0.2 percent to proceed with various critical and deferred maintenance, renovation, and other miscellaneous projects across the System.

**FURTHER RESOLVED**, That the Commissioner of the Arkansas Division of Higher Education is authorized to notify the President and the Chair of Arkansas State University-System of the Coordinating Board's resolution.

Dr. Jerry Cash asked why institutions refer to the revolving loan fund instead of selling bonds. Nick Fuller explained that ASU System is next in line to receive funds from the CSBRLF.

Chair Bigger asked the ASU System to explain their plans for the funds. Julie Bates, VP for Finance, said their board of trustees has approved a capital expense budget and those include maintenance, renovation, and other capital items.

Lucas Pointer moved to recommend Agenda Item No. 6 to the full Board for consideration. Dr. Katherine Dudley seconded, and the Committee unanimously approved.

Agenda Item No. 7  
Report on Annual Review of Faculty Performance

Arkansas Code Annotated §6-63-104 and Arkansas Higher Education Coordinating Board (AHECB) policy require that each college and university conduct an annual performance review of faculty members. The Arkansas Division of Higher Education (ADHE) staff are also required to make an annual report to the Coordinating Board and Legislative Council. Each institution is required to submit a report to ADHE that describes the process followed during the 2023-2024 academic year. Institutional plans are on file with ADHE. Institutions are required to conduct rigorous, consistently applied, annual review of all faculty.

There were no questions.

Agenda Item No. 8  
Academic Program Review

Arkansas Code §6-61-214 requires that the Arkansas Higher Education Coordinating Board (AHECB) review existing academic programs at Arkansas public colleges and universities to identify certificate and degree programs not meeting minimum standards of quality and to establish schedules for either resolving these concerns or removing the programs from the AHECB approved program inventory. The existing academic program review policies (AHECB Policy 5.2) were adopted in 1988 and revised in 1995 and 1998. Institutions have been submitting program reviews for more than 35 years.

Dr. Jerry Cash asked if institutions are getting any closer to coordinating their course numbering. Mr. Campbell said that course numbering is still an ongoing project.



Agenda Items No. 9 & 10  
Arkansas Public Institutions  
Letters of Notification and Letters of Intent

The Commissioner of the Arkansas Division of Higher Education approved institutional requests for new programs not requiring Board action unless further review is requested by the Board. During this period, the Institutional Certification Advisory Committee received notice of requests from Arkansas public institutions to offer degree programs. The program notice lists appear in the Arkansas Public Institutions Letters of Notification on pages 9-1 through 9-43 and in the Arkansas public institutions Letters of Intent on pages 10-1 of the agenda book.

There were no questions.

Agenda Items No. 11 & 12  
Out-of-State and Arkansas Private Institutions  
Letters of Notification and Letters of Intent

The Director of the Arkansas Division of Higher Education approved institutional requests for new programs not requiring Board action unless further review is requested by the Board. During this period, the Institutional Certification Advisory Committee received notice of requests from out-of-state and Arkansas private institutions to offer degree programs to Arkansas residents. The program notice lists appear in the Letters of Notification on pages 11-1 through 11-6 and in the Letters of Intent on page 12-1 of the agenda book.

There were no questions.

Agenda Item No. 13  
Approval of Minutes

Dr. Katherine Dudley moved to approve Agenda Item No. 13, with the correction of the date listed in the minutes. Carolyn Rhinehart seconded the motion and the Board unanimously approved.

Agenda Item No. 14  
Commissioner's Report

Commissioner Warden began by thanking the Coordinating Board and ADHE staff for all they do to help move education forward in Arkansas. He also thanked President Houston Davis and UCA for hosting the Coordinating Board meeting.

*Institutional Changes*

Southern Arkansas University announced the appointment of Dr. Bruno Hicks as its 13th president, effective June 17, 2024. Dr. Hicks previously served as the provost and vice president of academic affairs at Dalton State College (DSC).

Dr. Andrea Stewart has been named interim chancellor at the University of Arkansas at Pine Bluff (UAPB) beginning July 1. Dr. Stewart currently serves as UAPB's provost and vice chancellor for academic affairs.

SEARK announced the appointment of Dr. Tyrone Jackson as the college's next President, effective July 1, 2024. Dr. Jackson, previously served as the President at Mississippi Delta Community College in Mississippi.

Dr. Stephanie Tully-Dartez has been announced as South Arkansas College's next president. Having served as Interim President of SouthArk since August 2023, Dr. Tully-Dartez will assume her role as President of SouthArk, effective July 1.

### Stacking Policy

A group of financial aid professionals from across the state met to review the state's stacking policy. This policy focuses on how institutions award federal, state, institutional, and private scholarships. The goal is to structure the policy to maximize scholarship dollars to students.

### IT Collection of Non-credit Workforce Education and Training

The ADHE Data Team hosted several information meetings recently, including four in-person workshops and one online workshop for more than 80 institutional non-credit workforce staff to review the significant changes to the Arkansas Higher Education Information System (AHEIS) Non-Credit Workforce Reporting requirements. In addition, the annual AHEIS Update Meeting was held at UAPTC for those involved with mandated state reporting.

### HIRED Grant

The Workforce Initiative Act of 2015 (A.C.A. § 6-60-107) established a grant program to evaluate and address Arkansas' workforce training needs and provide dedicated funding for state and regional industry-sector driven partnerships and data-driven education and workforce training programs. Preparing and encouraging Arkansans to pursue high-demand jobs is essential to building a skilled and employment-ready workforce.

ADHE and the Arkansas Department of Commerce (ACOM) announce a competitive Request for Proposals (RFP) designed to invest in strategic workforce training focus areas aligned with the Arkansas Workforce Strategy with up to \$88M of total funds available through ADHE Workforce Initiative grant funding and American Rescue Plan Act (ARPA) funds.

Commissioner Warden thanked Dr. Tina Moore for her work with the HIRED Grants.

*Standardizing AI in Arkansas Higher Education*

ADHE is working with institutions to discuss how to approach AI in the classrooms that works to our benefit but does not sacrifice our integrity. Mason Campbell will lead that team and we welcome suggestions on how to approach this subject.

Agenda Item No. 15  
Concurrent Enrollment Policy Updates

Mason Campbell presented updates on the AHECB Concurrent Enrollment Policy. Arkansas law allows for the enrollment of high school students in college-level courses under certain conditions. Concurrent enrollment allows students to obtain credit toward a high school diploma at the same time they earn college credit.

The concurrent enrollment policy was first approved by the Arkansas Higher Education Coordinating Board (AHECB) in October 1998 with the latest revision in 2017.

**RESOLVED**, That the Arkansas Higher Education Coordinating Board approves the policy amendment on concurrent enrollment effective Fall 2024. The concurrent enrollment policy outlines the guidelines for concurrent program participation; however, Arkansas state-supported colleges and universities are not required to participate in a concurrent enrollment program; and a high school/school district may choose to partner with more than one Arkansas college/university for concurrent courses.

**FURTHER RESOLVED**, That any Arkansas state-supported college or university that chooses to participate in a concurrent enrollment program with a public school district, private high school, or home-school student shall implement and administer the concurrent program in accordance with the policies of the Arkansas Higher Education Coordinating Board and the rules of the Arkansas State Board of Education.

**FURTHER RESOLVED**, That the Coordinating Board instructs the Director of the Arkansas Department of Higher Education to provide a copy of the amended policy to presidents and chancellors, academic affairs officers, students affairs officers, and institutional research officers at Arkansas state-supported colleges and universities.

Dr. Jerry Cash asked Mason Campbell to explain what a blended course is. Campbell said a blended course is when AP and Concurrent Courses are done at the same time in the same course.

Lucas Pointer asked if this would change the ways concurrent students are recognized in the funding model. Campbell said it would not.

Dr. Katherine Dudley asked if it was possible to assign a weighted grade for a concurrent credit and then it not be weighted at the university level. Campbell said it is.

Carolyn Rhinehart moved to approve Agenda Item No. 15. Dr. Katherine Dudley seconded the motion and the Board unanimously approved.

Agenda Items No. 16 - 22

Rules Governing:

Arkansas Teacher Academy Scholarship Program  
Arkansas Concurrent Challenge Scholarship  
Arkansas Future Grant Program  
Arkansas Governor's Scholars Program  
Arkansas Workforce Challenge Scholarship Program  
Arkansas Higher Education Transition Scholarship Program  
Productivity Funding Distribution Policy

Alisha Lewis presented summary information on policies that were up for final approval.

There were no questions.

Carolyn Rhinehart moved to approve Agenda Items No. 16 - 22. Dr. Katherine Dudley seconded the motion and the Board unanimously approved.

Agenda Item No. 23

Policy Amendment: Sustainable Building  
Maintenance Revolving Loan Fund Rules

In compliance with Act 751 of 2023, the rules for the Sustainable Building Maintenance Program for State-Supported Institutions of Higher Education are presented to the Arkansas Higher Education Coordinating Board (AHECB) for final approval.

**RESOLVED**, That the Arkansas Higher Education Coordinating Board reviews the rules presented in this agenda item for the Sustainable Building Maintenance Program for State-Supported Institutions of Higher Education to be administered by the Arkansas Division of Higher Education.

**FURTHER RESOLVED**, That the Commissioner of the Arkansas Division of Higher Education or his designee is authorized to make technical changes and corrections, when necessary, in the program rules for the Sustainable Building Maintenance Program for State-Supported Institutions of Higher Education.

**FURTHER RESOLVED**, That the Sustainable Building Maintenance Program for State-Supported Institutions of Higher Education rules be approved.

There were no questions.

Lucas Pointer moved to approve Agenda Item No. 23. Carolyn Rhinehart seconded the motion and the Board unanimously approved.

Agenda Items No. 24 - 29  
Rules Governing:  
Military Dependents' Scholarship Program  
Financial Aid Appeals Process  
State Teacher Education Program  
Teacher Opportunity Program  
Washington Center Scholarship  
Law Enforcement Officers' Dependents Scholarship Program

Alisha Lewis presented information on policies that were up for initial approval.

There were no questions.

Dr. Katherine Dudley moved to approve Agenda Items No. 24 - 29. Lucas Pointer seconded the motion and the Board unanimously approved.

#### Report of the Committees

Chair Graycen Bigger presented the report of the Finance Committee and moved approval of Agenda Items 1 - 6. Lucas Pointer seconded, and the board unanimously approved.

The Academic Committee reviewed information Items 7 – 12. There were no action items to approve.

#### Remarks by Presidents/Chancellors and Guest

The next quarterly meeting will be held on October 25, 2024, at the University of Arkansas Community College at Batesville, at 9:00 a.m.

With no further comments, the meeting was adjourned at 11:06 a.m.

SUBMITTED BY:

---

Nichole Abernathy

APPROVED:

---

Dr. Kyle Miller, Secretary

**ARKANSAS HIGHER EDUCATION COORDINATING BOARD  
Special Meeting  
September 9, 2024**

**Minutes of Meeting**

The September 9, 2024, special meeting of the Arkansas Higher Education Coordinating Board (AHECB) was via zoom. Chair Graycen Bigger called the meeting to order at 1:00 p.m., with a quorum present.

Coordinating Board present:

Graycen Bigger, Chair  
Dr. Jerry Cash, Vice Chair  
Dr. Kyle Miller, Secretary  
Dr. Jim Carr  
Chad Hooten  
Heather Maxey  
Lucas Pointer

Coordinating Board absent:

Dr. Katherine Dudley  
Carolyn Rhinehart

Presidents, chancellors, institutional representatives, members of the press, ADHE staff and guests were also present.

Commissioner Warden thanked the Coordinating Board for calling a special meeting to approve ADHE’s financial aid rules. Chair Bigger said she is happy to help put scholarships in the hands of young Arkansans.

Agenda Item No. 1  
Rules Governing the Sustainable Building Maintenance Programs  
for State-Supported Institutions of Higher Education

In compliance with Act 751 of 2023, the rules for the Sustainable Building Maintenance Program for State-Supported Institutions of Higher Education are presented to the Arkansas Higher Education Coordinating Board (AHECB) for final approval.

**RESOLVED**, That the Arkansas Higher Education Coordinating Board reviews the rules presented in this agenda item for the Sustainable Building Maintenance Program for State-Supported Institutions of Higher Education to be administered by the Arkansas Division of Higher Education.

**FURTHER RESOLVED**, That the Commissioner of the Arkansas Division of Higher Education or his designee is authorized to make technical changes and corrections, when necessary, in the program rules for the Sustainable Building Maintenance Program for State-Supported Institutions of Higher Education.

**FURTHER RESOLVED**, That the Sustainable Building Maintenance Program for State-Supported Institutions of Higher Education rules be approved.

There were no questions.

Dr. Jim Carr moved to approve Agenda Item No. 1. Chad Hooten seconded the motion and the Board unanimously approved.

Agenda Item No. 2  
Rules Governing the Military Dependents'  
Scholarship Program

In compliance with Act 413 of 2023, the rules for the Military Dependents' Scholarship Program are presented to the Arkansas Higher Education Coordinating Board (AHECB) for final approval.

**RESOLVED**, That the Arkansas Higher Education Coordinating Board reviews the rules presented in this agenda item for the Military Dependents' Scholarship Program to be administered by the Arkansas Division of Higher Education.

**FURTHER RESOLVED**, That the Commissioner of the Arkansas Division of Higher Education or his designee is authorized to make technical changes and corrections, when necessary, in the program rules for the Military Dependents' Scholarship Program.

**FURTHER RESOLVED**, That the Military Dependents' Scholarship Program rules be approved.

There were no questions.

Dr. Jerry Cash moved to approve Agenda Item No. 2. Dr. Kyle Miller seconded the motion and the Board unanimously approved.

Agenda Item No. 3  
Rules Governing the Financial Aid Appeals Process

In compliance with Act 244 of 2023, the rules for the Financial Aid Appeals Process are presented to the Arkansas Higher Education Coordinating Board (AHECB) for final approval.

**RESOLVED**, That the Arkansas Higher Education Coordinating Board reviews the rules presented in this agenda item for the Financial Aid Appeals Process to be administered by the Arkansas Division of Higher Education.



**FURTHER RESOLVED**, That the Commissioner of the Arkansas Division of Higher Education or his designee is authorized to make technical changes and corrections, when necessary, in the program rules for the Financial Aid Appeals Process.

**FURTHER RESOLVED**, That the Financial Aid Appeals Process rules be approved.

Dr. Jerry Cash asked who serves on the Appeals Committee and if there is a set number of members.

Alisha Lewis said there are representatives from the Student Loan Authority, the Division of Higher Education, the public sector, and institutional representatives. She noted there is not a set number.

Dr. Cash asked how the appeals process works. Mrs. Lewis said once a student completes the application for an appeal, the committee meets to review all the supplemental documentation. Then an informed decision is made regarding the student's eligibility.

Dr. Jerry Cash moved to approve Agenda Item No. 3. Dr. Kyle Miller seconded the motion and the Board unanimously approved.

Agenda Item No. 4  
Rules Governing the State Teacher Education Program

In compliance with Act 237 (Section 56) of 2023, the rules for the State Teacher Education Program are presented to the Arkansas Higher Education Coordinating Board (AHECB) for final approval.

**RESOLVED**, That the Arkansas Higher Education Coordinating Board reviews the rules presented in this agenda item for the State Teacher Education Program to be administered by the Arkansas Division of Higher Education.

**FURTHER RESOLVED**, That the Commissioner of the Arkansas Division of Higher Education or his designee is authorized to make technical changes and corrections, when necessary, in the program rules for the State Teacher Education Program.

**FURTHER RESOLVED**, That the State Teacher Education Program rules be approved.

There were no questions.

Dr. Jerry Cash moved to approve Agenda Item No. 4. Dr. Kyle Miller seconded the motion and the Board unanimously approved.

Agenda Item No. 5  
Rules Governing the Teacher Opportunity Program

In compliance with Act 413 of 2023, the rules for the Teacher Opportunity Program are presented to the Arkansas Higher Education Coordinating Board (AHECB) for final approval.

**RESOLVED**, That the Arkansas Higher Education Coordinating Board reviews the rules presented in this agenda item for the Teacher Opportunity Program to be administered by the Arkansas Division of Higher Education.

**FURTHER RESOLVED**, That the Commissioner of the Arkansas Division of Higher Education or his designee is authorized to make technical changes and corrections, when necessary, in the program rules for the Teacher Opportunity Program.

**FURTHER RESOLVED**, That the Teacher Opportunity Program rules be approved.

There were no questions.

Dr. Jerry Cash moved to approve Agenda Item No. 5. Dr. Kyle Miller seconded the motion and the Board unanimously approved.

Agenda Item No. 6  
Rules Governing the Washington Center Scholarship

In compliance with Act 413 of 2023, the rules for the Washington Center Scholarship are presented to the Arkansas Higher Education Coordinating Board (AHECB) for final approval.

**RESOLVED**, That the Arkansas Higher Education Coordinating Board reviews the rules presented in this agenda item for the Washington Center Scholarship to be administered by the Arkansas Division of Higher Education.

**FURTHER RESOLVED**, That the Commissioner of the Arkansas Division of Higher Education or his designee is authorized to make technical changes and corrections, when necessary, in the program rules for the Washington Center Scholarship.

**FURTHER RESOLVED**, That the Washington Center Scholarship rules be approved.

There were no questions.

Dr. Jerry Cash moved to approve Agenda Item No. 6. Dr. Kyle Miller seconded the motion and the Board unanimously approved.

Agenda Item No. 7  
Rules Governing the Law Enforcement Officers'  
Dependents Scholarship Program

In compliance with Act 413 of 2023, the rules for the Law Enforcement Officers' Dependents Scholarship Program are presented to the Arkansas Higher Education Coordinating Board (AHECB) for final approval.

**RESOLVED**, That the Arkansas Higher Education Coordinating Board reviews the rules presented in this agenda item for the Law Enforcement Officers' Dependents Scholarship Program to be administered by the Arkansas Division of Higher Education.

**FURTHER RESOLVED**, That the Commissioner of the Arkansas Division of Higher Education or his designee is authorized to make technical changes and corrections, when necessary, in the program rules for the Law Enforcement Officers' Dependents Scholarship Program.

**FURTHER RESOLVED**, That the Law Enforcement Officers' Dependents Scholarship Program rules be approved.

There were no questions.

Dr. Jerry Cash moved to approve Agenda Item No. 7. Dr. Kyle Miller seconded the motion and the Board unanimously approved.

Agenda Item No. 8  
Rules Governing the Osteopathic Rural Medical Practice  
Student Loan and Scholarship Program

In compliance with Act 857 of 2019 and Act 725 of 2023, the rules for the Osteopathic Rural Medical Practice Student Loan and Scholarship Board are presented to the Arkansas Higher Education Coordinating Board (AHECB) for initial approval.

**RESOLVED**, That the Arkansas Higher Education Coordinating Board reviews the rules presented in this agenda item for the Osteopathic Rural Medical Practice Student Loan and Scholarship Board to be administered by the Arkansas Division of Higher Education.

**FURTHER RESOLVED**, That the Commissioner of the Arkansas Division of Higher Education or his designee is authorized to make technical changes and corrections, when necessary, in the program

rules for the Osteopathic Rural Medical Practice Student Loan and Scholarship Board.

**FURTHER RESOLVED**, That the Osteopathic Rural Medical Practice Student Loan and Scholarship Board rules be approved for public comment release.

There were no questions.

Dr. Jerry Cash moved to approve Agenda Item No. 8. Lucas Pointer seconded the motion and the Board unanimously approved.

Agenda Item No. 9  
Rules Governing the Arkansas Geographical  
Critical Needs Scholarship Program

In compliance with Act 413 of 2023, the rules for the Arkansas Geographical Critical Needs Minority Teacher Scholarship Program are presented to the Arkansas Higher Education Coordinating Board (AHECB) for initial approval.

**RESOLVED**, That the Arkansas Higher Education Coordinating Board reviews the rules presented in this agenda item for the Arkansas Geographical Critical Needs Minority Teacher Scholarship Program to be administered by the Arkansas Division of Higher Education.

**FURTHER RESOLVED**, That the Commissioner of the Arkansas Division of Higher Education or his designee is authorized to make technical changes and corrections, when necessary, in the program rules for the Arkansas Geographical Critical Needs Minority Teacher Scholarship Program.

**FURTHER RESOLVED**, That the Arkansas Geographical Critical Needs Minority Teacher Scholarship Program rules be approved for public comment release.

There were no questions.

Dr. Jerry Cash moved to approve Agenda Item No. 9. Lucas Pointer seconded the motion and the Board unanimously approved.

Agenda Item No. 10  
Rules Governing the Emergency Response Equipment  
at Institutions of Higher Education

In compliance with Act 737 and 811 of 2023, the rules for the Emergency Response Equipment and Training at Arkansas Institutions of Higher Education are presented to the Arkansas Higher Education Coordinating Board (AHECB) for initial approval.

**RESOLVED**, That the Arkansas Higher Education Coordinating Board reviews the rules presented in this agenda item for the Emergency Response Equipment and Training at Arkansas Institutions of Higher Education to be administered by the Arkansas Division of Higher Education.

**FURTHER RESOLVED**, That the Commissioner of the Arkansas Division of Higher Education or his designee is authorized to make technical changes and corrections, when necessary, in the program rules for the Emergency Response Equipment and Training at Arkansas Institutions of Higher Education.

**FURTHER RESOLVED**, That the Emergency Response Equipment and Training at Arkansas Institutions of Higher Education rules be approved for public comment release.

There were no questions.

Dr. Jerry Cash moved to approve Agenda Item No. 10. Lucas Pointer seconded the motion and the Board unanimously approved.

Agenda Item No. 11  
Rules Governing the Student Undergraduate  
Research Fellowship Program

In compliance with Act 413 and 870 of 2023, the rules for the Student Undergraduate Research Fellowship are presented to the Arkansas Higher Education Coordinating Board (AHECB) for initial approval.

**RESOLVED**, That the Arkansas Higher Education Coordinating Board reviews the rules presented in this agenda item for the Student Undergraduate Research Fellowship to be administered by the Arkansas Division of Higher Education.

**FURTHER RESOLVED**, That the Commissioner of the Arkansas Division of Higher Education or his designee is authorized to make technical changes and corrections, when necessary, in the program rules for the Student Undergraduate Research Fellowship.

**FURTHER RESOLVED**, That the Student Undergraduate Research Fellowship rules be approved for public comment release.

There were no questions.

Dr. Jerry Cash moved to approve Agenda Item No. 11. Lucas Pointer seconded the motion and the Board unanimously approved.

Agenda Item No. 12  
Rules Governing the Uniform Course Credit  
for Institutions of Higher Education

In compliance with Act 413 of 2023, the rules for the Uniform Course Credit for Institutions of Higher Education are presented to the Arkansas Higher Education Coordinating Board (AHECB) for initial approval.

**RESOLVED**, That the Arkansas Higher Education Coordinating Board reviews the rules presented in this agenda item for the Uniform Course Credit for Institutions of Higher Education to be administered by the Arkansas Division of Higher Education.

**FURTHER RESOLVED**, That the Commissioner of the Arkansas Division of Higher Education or his designee is authorized to make technical changes and corrections, when necessary, in the program rules for the Uniform Course Credit for Institutions of Higher Education.

**FURTHER RESOLVED**, That the Uniform Course Credit for Institutions of Higher Education rules be approved for public comment release.

There were no questions.

Dr. Jerry Cash moved to approve Agenda Item No. 12. Lucas Pointer seconded the motion and the Board unanimously approved.

Agenda Item No. 13  
Rules Governing the Arkansas Academic Challenge  
Scholarship Program

In compliance with Acts 413, 438, 539 of 2023, the rules for the Arkansas Academic Challenge Scholarship are presented to the Arkansas Higher Education Coordinating Board (AHECB) for initial approval.

**RESOLVED**, That the Arkansas Higher Education Coordinating Board reviews the rules presented in this agenda item for the Arkansas Academic Challenge Scholarship to be administered by the Arkansas Division of Higher Education.

**FURTHER RESOLVED**, That the Commissioner of the Arkansas Division of Higher Education or his designee is authorized to make technical changes and corrections, when necessary, in the program rules for the Arkansas Academic Challenge Scholarship.

**FURTHER RESOLVED**, That the Arkansas Academic Challenge Scholarship rules be approved for public comment release.

There were no questions.

Dr. Jerry Cash moved to approve Agenda Item No. 13. Lucas Pointer seconded the motion and the Board unanimously approved.

Agenda Item No. 14  
Rules Governing the Arkansas Workforce Challenge  
Scholarship Program

In compliance with Acts 413 and 539 of 2023, the rules for the Arkansas Workforce Challenge Scholarship are presented to the Arkansas Higher Education Coordinating Board (AHECB) for final approval.

**RESOLVED**, That the Arkansas Higher Education Coordinating Board reviews the rules presented in this agenda item for the Arkansas Workforce Challenge Scholarship to be administered by the Arkansas Division of Higher Education.

**FURTHER RESOLVED**, That the Commissioner of the Arkansas Division of Higher Education or his designee is authorized to make technical changes and corrections, when necessary, in the program rules for the Arkansas Workforce Challenge Scholarship.

**FURTHER RESOLVED**, That the Arkansas Workforce Challenge Scholarship rules be approved.

Chair Bigger said that since private institutions are now allowed to receive Workforce Challenge funds, she wondered if ADHE staff are concerned about running out of funds.

Mrs. Lewis said currently it is not a concern because there are excess funds. She also noted that presently none of the private institutions meet all the criteria to receive funds for the Workforce Challenge scholarship.

Dr. Jim Carr moved to approve Agenda Item No. 14. Heather Maxey seconded the motion and the Board unanimously approved.

Agenda Item No. 15  
Rules Governing the Arkansas Concurrent  
Challenge Scholarship Program

In compliance with Acts 413, 386, and 539 of 2023, the rules for the Arkansas Concurrent Challenge Scholarship are presented to the Arkansas Higher Education Coordinating Board (AHECB) for final approval.

**RESOLVED**, That the Arkansas Higher Education Coordinating Board reviews the rules presented in this agenda item for the Arkansas

Concurrent Challenge Scholarship to be administered by the Arkansas Division of Higher Education.

**FURTHER RESOLVED**, That the Commissioner of the Arkansas Division of Higher Education or his designee is authorized to make technical changes and corrections, when necessary, in the program rules for the Arkansas Concurrent Challenge Scholarship.

**FURTHER RESOLVED**, That the Arkansas Concurrent Challenge Scholarship rules be approved for final approval.

Dr. Jim Carr moved to approve Agenda Item No. 15. Heather Maxey seconded the motion and the Board unanimously approved.

Remarks by Presidents/Chancellors and Guest

The next quarterly meeting will be held on October 25, 2024, at the University of Arkansas Community College in Batesville, at 9:00 a.m.

With no further comments, the meeting was adjourned at 1:22 p.m.

SUBMITTED BY:

---

Nichole Abernathy

APPROVED:

---

Dr. Kyle Miller, Secretary



Agenda Item No. 16  
Higher Education Coordinating Board  
October 25, 2024

**APPOINTMENT OF NOMINATING COMMITTEE  
FOR 2025-26 BOARD OFFICERS**

---

Chair Graycen Bigger will appoint members of the Arkansas Higher Education Coordinating Board nominating committee at the October 25, 2024, meeting. The nominating committee will recommend Board officers for 2025-26 at the January 24, 2025, meeting.

## HIGHER EDUCATION COORDINATING BOARD 2025 MEETING SCHEDULE

---

The Arkansas Higher Education Coordinating Board meets quarterly to act upon Board initiatives and to respond to campus proposals. The proposed 2025 schedule for these regular quarterly meetings follows:

|                  |   |
|------------------|---|
| January 24, 2025 | Arkansas Tech University<br>Russellville          |
| April 25, 2025   | Southern Arkansas University<br>Magnolia          |
| July 25, 2025    | UA Pulaski Technical College<br>North Little Rock |
| October 24, 2025 | Arkansas State University<br>Beebe                |

The following resolution is suggested:

**RESOLVED**, That the Arkansas Higher Education Coordinating Board agrees to the following dates for regular quarterly meetings during 2025: January 24, April 25, July 25, and October 24.

**FURTHER RESOLVED**, That the Board expresses its appreciation and accepts the invitations to meet in January at Arkansas Tech University in Russellville, in April at Southern Arkansas University in Magnolia, in July at the University of Arkansas Pulaski Technical College in North Little Rock, and in October at Arkansas State University in Beebe.

## REPORT OF THE COMMISSIONER

### SHEEO Higher Education Policy Conference

Several ADHE staff attended the 2024 SHEEO Higher Education Policy Conference on Aug. 5-8, in Washington, D.C. Higher education officials, policymakers and researchers also attended the conference, which highlighted crucial issues and policy considerations states must address to build and sustain excellent systems of higher education.

Presenters included ADHE's Mason Campbell and Tracy Harrell. Together with representatives from the NorthWest Arkansas Community College and the Center for the Analysis of Postsecondary Readiness, they shared experiences supporting, implementing, and researching multiple measures assessment as a more equitable approach to college placement.



*Pictured (left to right): Sharon Fox, NWACC Dean of Communications and Art; Tracy Harrell, ADHE Chief Program Development Officer; Mason Campbell, ADHE Chief Academic Officer; Hollie Daniels, CCRC Research Associate; and, Dan Cullinan, MDRC Senior Research Associate.*

**UA Global Campus Visit**



*Pictured (left to right): Tara Dryer, Mason Campbell, Toby Teeter, Alisha Lewis, Patti Milner, Ken Warden, and Cheryl Ann Murphy*

On August 23, Commissioner Ken Warden, Mason Cambell, and Alisha Lewis visited with University of Arkansas representatives to discuss the future of workforce development and creating new opportunities for Arkansans, both on campus and across the state. Several topics were discussed during the meeting, including available professional and workforce classes, upcoming free biomanufacturing workforce training, the Collaborative (U of A’s research presence and innovation catalyst in Bentonville), and the I-49 Corridor Workforce Summit in October.

**AEDCE on Track Conference**

On August 26, Commissioner Warden and AHECB Chair Graycen Bigger participated in the Arkansas Economic Developers and Chamber Executives (AEDCE) conference geared towards chamber and economic development professionals.



### **Commissioner Tours ASU-Beebe Campuses**

On September 5, Commissioner Warden toured the ASU-Beebe campuses as part of his commitment to visit every Arkansas higher education institution.

Hosted by ASU-Beebe Chancellor Dr. Jennifer Methvin, Warden toured the Searcy Campus, explored classrooms and programs, and engaged with faculty and staff at both their Heber Springs and Beebe campuses. During his forums, Warden shared valuable insights on higher education in Arkansas and took time to interact with employees. Warden was also encouraged to learn more about how ASU-Beebe campuses serve their students and the state of Arkansas.



### **National Guard Collaborations**

On September 10, Commissioner Warden and ADHE staff met with Brigadier General Chad Bridges and members of the Arkansas National Guard to discuss potential higher education collaborations and programs to help pay for college.

Currently, ADHE offers the National Guard Tuition Waiver (NGTW) which helps pay tuition and mandatory fees for Air and Army National Guard members. There are no minimum or maximum hours and the tuition waiver will cover up to 120 hours. NGTW is a last dollar scholarship meaning, all other free money must be applied to a student's tuition and fee's before NGTW can be applied.

ADHE also offers the Military Dependents Scholarship (MDS), which provides a waiver of tuition, fees, room and board at any public or private college, university, or technical institute in Arkansas for dependents and spouses of Arkansans who were killed or missing in action or who were prisoners of war or who are totally and permanently disabled.



*Pictured (left to right): Josue Ramirez, Jeff Wood, Lieutenant Colonel Glover, Brigadier General Bridges, Captain Miller, Commissioner Ken Warden, Brigadier General Henderson and Nick Fuller*

**SHEEO Site Visit**

On September 25, State Higher Education Executive Officers Association Representatives Jessica Colorado and Tom Harnisch met with ADHE leadership to discuss current projects and topics of importance for Arkansas higher education.



*Pictured (L-R): Tom Harnisch, Nick Fuller, Dr. Ken Warden, Jessica Colorado, Mason Campbell, Alisha Lewis, Nichole Abernathy, and Sonia Hazelwood*

**Academic Affairs Officers Meet to Discuss Academic Policies**

On September 27, ADHE staff members welcomed Chief Academic Officers (CAO) and Chief Student Affairs Officers (CSAO) to discuss numerous issues including academic program changes, minors and concentrations, productivity funding, placement plans as well as concurrent programs. The CAO/CSAO quarterly meetings assemble a comprehensive list of the most effective policies, programs and practices that can be employed on our campuses to foster greater student success.



## ANNUAL REPORT OF CREDENTIALS AWARDED

---

Every year colleges and universities submit a Graduated Student File to the Arkansas Higher Education Information System (AHEIS). This file contains a record for every **credit** certificate and degree awarded to students by the institution between July 1<sup>st</sup> and June 30<sup>th</sup> of each year. This year’s annual report includes academic year 2024 credentials awarded between July 1, 2023 and June 30, 2024.

### Statewide Trends

In academic year 2024, Arkansas higher education institutions reported 52,773 credentials were awarded to 42,325 students. This was a 5.4% increase in the number of credentials and 4.6% increase in the number of unduplicated students receiving those credentials. Prior to 2024, the number of students receiving credentials had remained consistent for the past five years running just above 40,000, but 2024 showed solid improvement with institutions reporting an increase of almost 2,000 recipients over 2023. Comparing 2024 to 2015, the number of credentials awarded has increased more than 10,000 and the number of students receiving those credentials has increased more than 5,000.

The increase in total credentials is due to a rise in awards in several degree levels at both public 2-year and 4-year institutions.

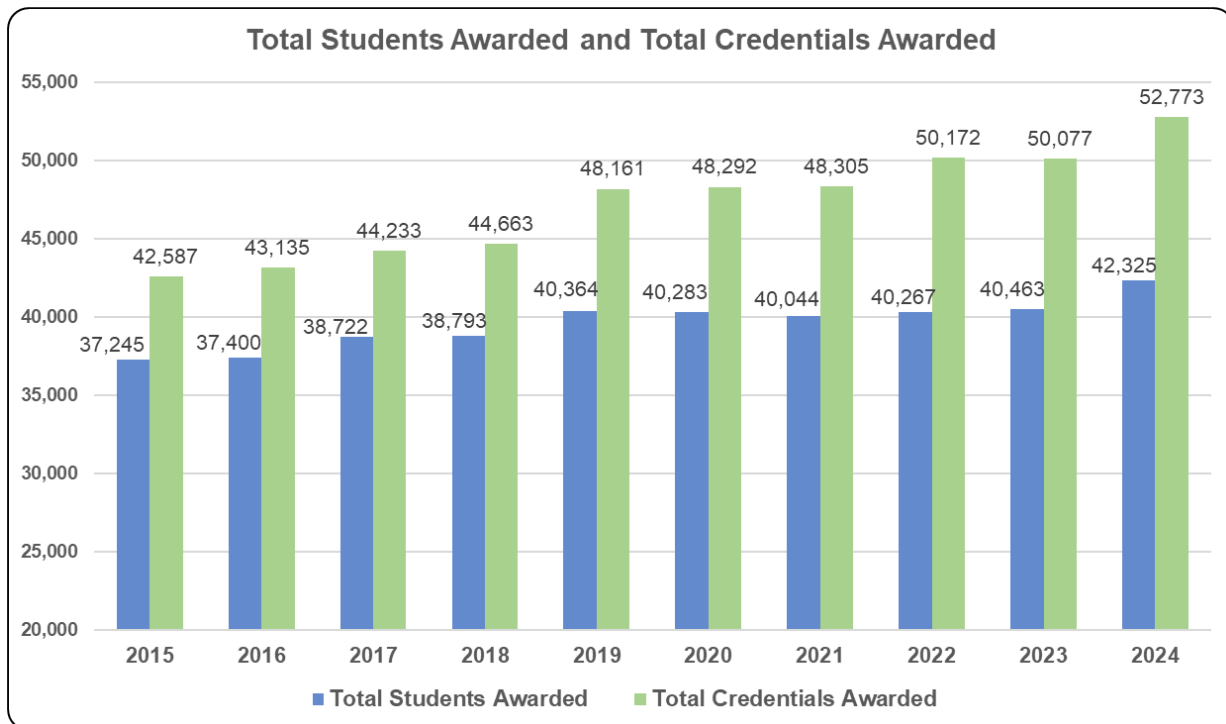


Chart 19-1: Statewide Trends



When looking at statewide undergraduate credential trends for the past six years, there have been some notable shifts in several degree levels. Chart 19-2 includes awards from both public and private/independent colleges and universities and includes the 2019 academic year, which is the last year that was not impacted by the Covid-19 pandemic.

- The number of Certificates of Proficiency awarded across the state continued its upward trend increasing 5.3%. This does include CPs of less than 9 credit hours (Basic Certificates).
- Technical Certificate awards in 2024 increased 3.5% compared to 2023, but TCs haven't shown the same rapid growth the Certificates of Proficiency have had the past three academic years.
- 11,563 Associate Degrees were awarded in the 2024 academic year, which is a notable 11.6% increase over 2023.
- In 2021, 16,947 Bachelor's Degrees were awarded, which is the most ever, however, declines were reported the past three academic years, including a modest -0.8% decline for 2024.
- Undergraduate Credentials awarded statewide represent about 81% of total credentials awarded each academic year.

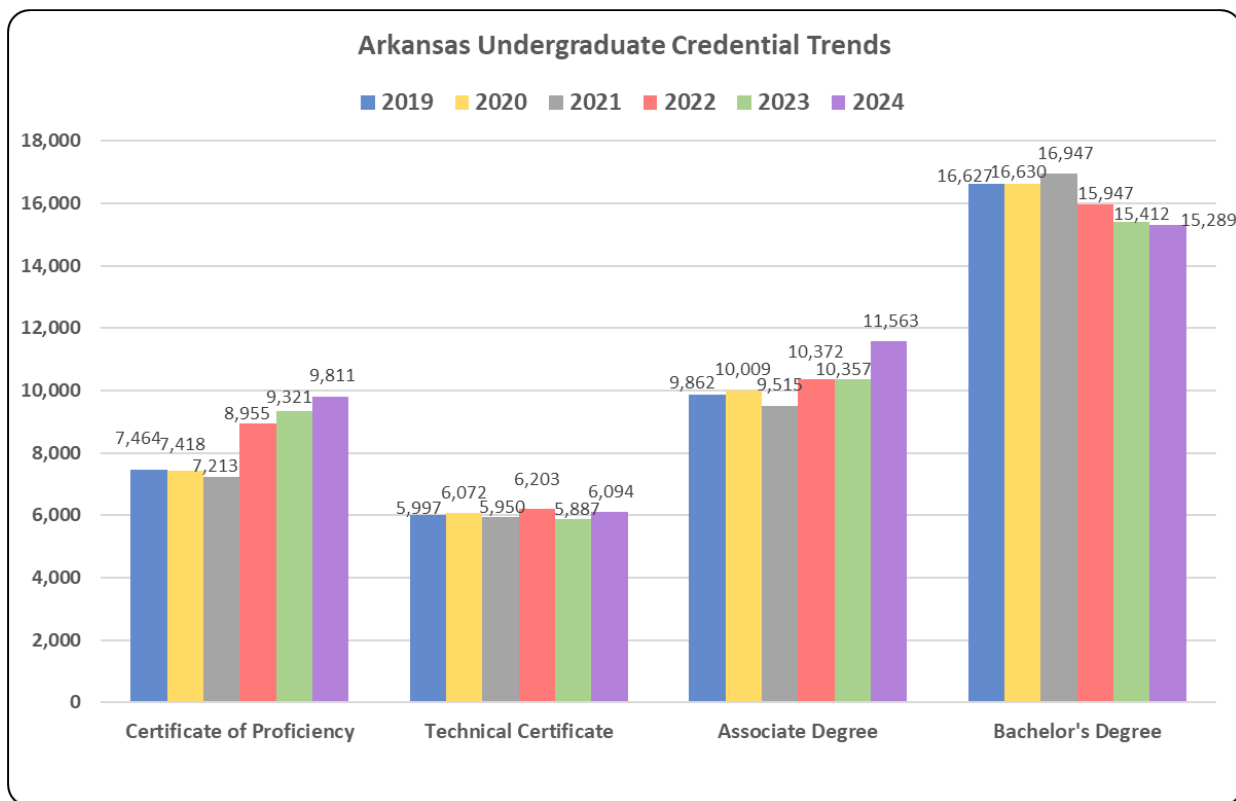


Chart 19-2: Statewide Undergraduate Credential Trends

Chart 19-3 below includes graduate level awards for the past six years from both public and private/independent universities, including the 2019 academic year, which is the last year that was not impacted by the Covid-19 pandemic.

- Each graduate credential level reported considerable increases for the 2024 academic year.
- The Post-Baccalaureate Certificates reported a 37.5% increase in 2024.
- Post-Masters/Specialist awards increased from 600 in academic year 2023 to 706 in 2024. This is a 17.7% increase.
- Doctoral awards, including both research and professional practice awards, recovered from a decline for 2023, and reported a 16.5% improvement for academic year 2024.
- Graduate Credentials awarded statewide represent about 19% of total credentials awarded each academic year.

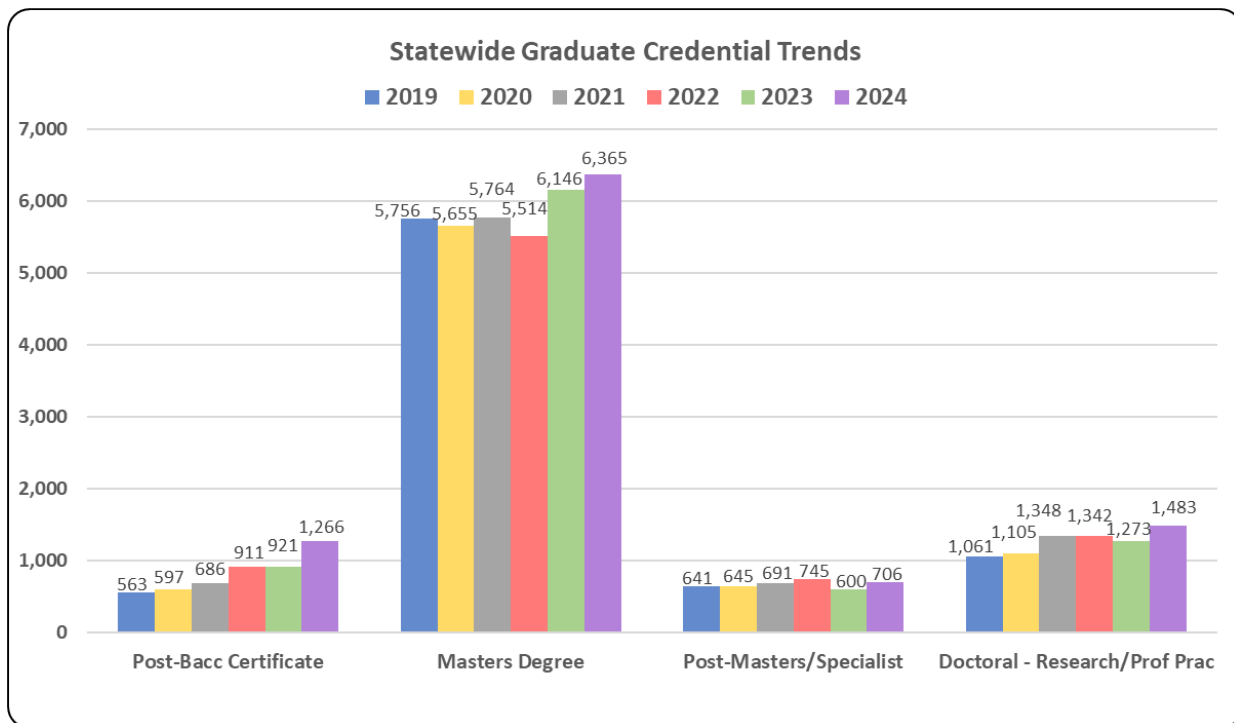


Chart 19-3: Statewide Graduate Credential Trends

### Trends by Institution Type

Chart 19-4 provides five-year trends by institution type. The public 4-year universities consistently award 55% of the total statewide credentials. The public 2-year colleges award about 37%, the private/independent colleges and universities award 6% and the two nursing schools and one technical institute about 1% of the total statewide credentials.

- Public 4-year universities reported a 6.5% increase in credentials awarded comparing academic year 2024 to 2023.
- Public 2-year colleges reported a 4.5% increase in total awards from academic year 2023 to 2024.
- Private/Independent institutions reported a slight 0.6% increase in total awards from 2023 to 2024.
- The two nursing schools and one technical institute reported an 11.1% increase in total awards from 2023 to 2024. Counts are not included in the chart, but 470 credentials were awarded in academic year 2023 compared to 522 credentials awarded in academic year 2024.

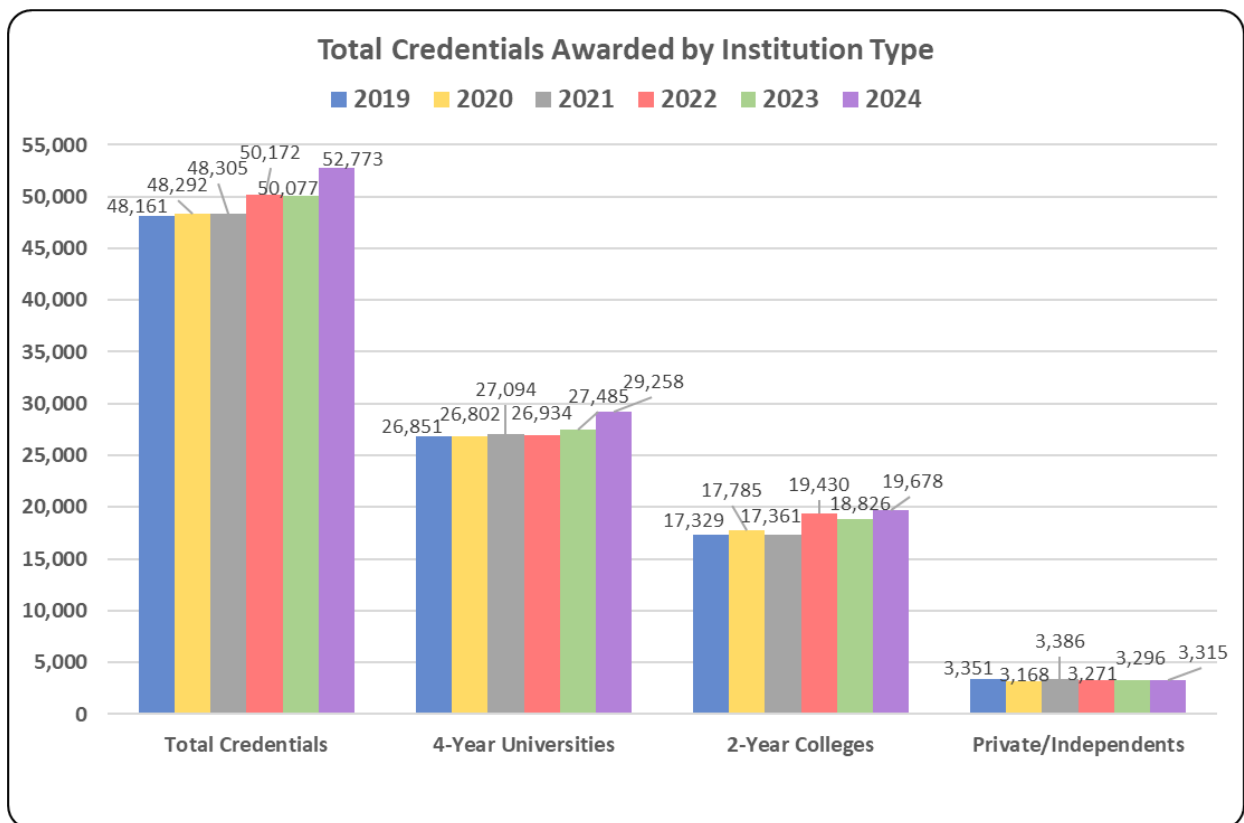


Chart 19-4: Six-Year History of Credentials Awarded by Institution Type

Charts 19-5 through charts 19-11 provide ten-year trends of certificates and degrees awarded by our Public 4-Year Universities. All charts on this page have the same Y-axis scale to assist with comparisons between award levels.

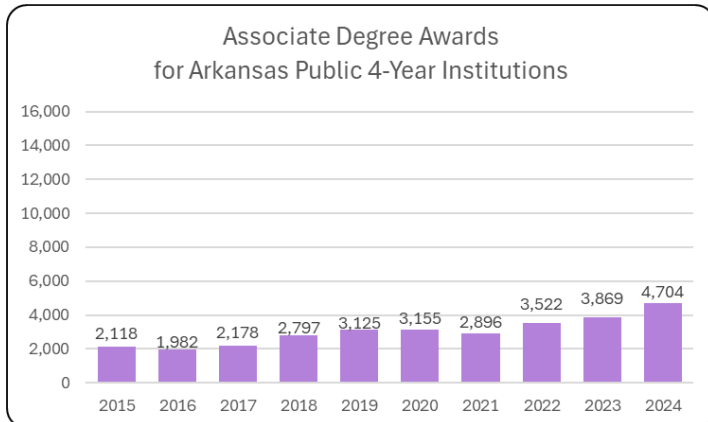


Chart 19-5: Ten-Year Trend of Associate Degrees

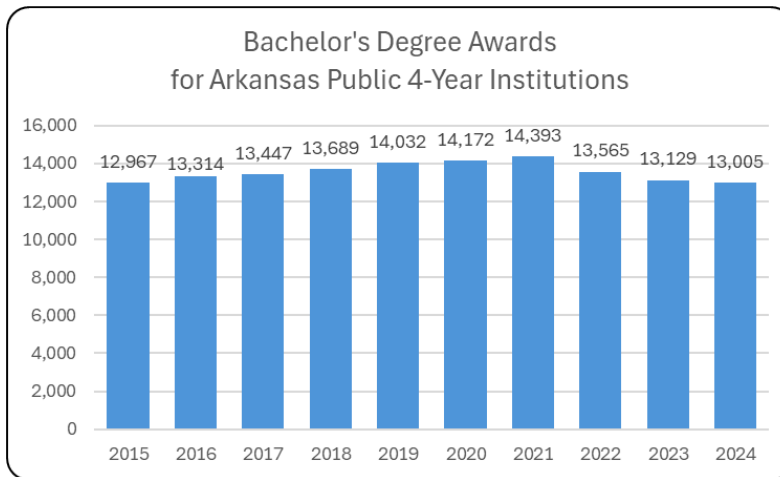


Chart 19-6: Ten-Year Trend of Bachelor's Degrees

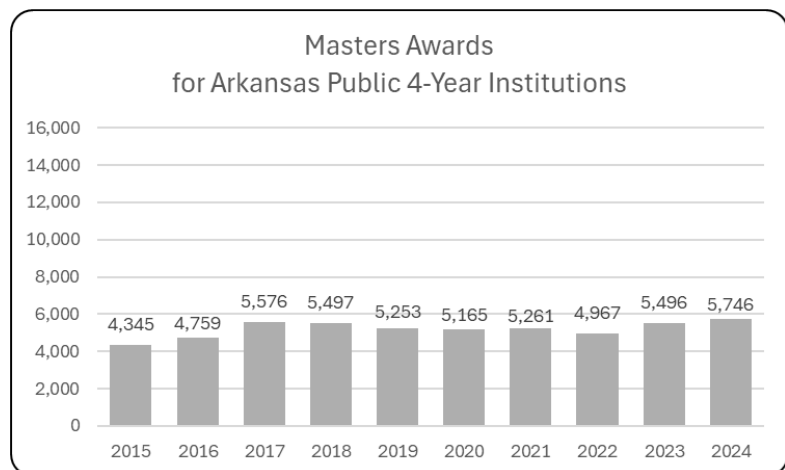


Chart 19-7: Ten-Year Trend of Masters Degrees

The next two charts show credentials awarded by several of our 4-year institutions, including those that have offsite locations focused on workforce training. All charts on this page have the same Y-axis scale to assist with comparisons between award levels. There has been a solid increase in the number of certificates of proficiency each year since academic year 2021, while the technical certificate awards remains consistent.

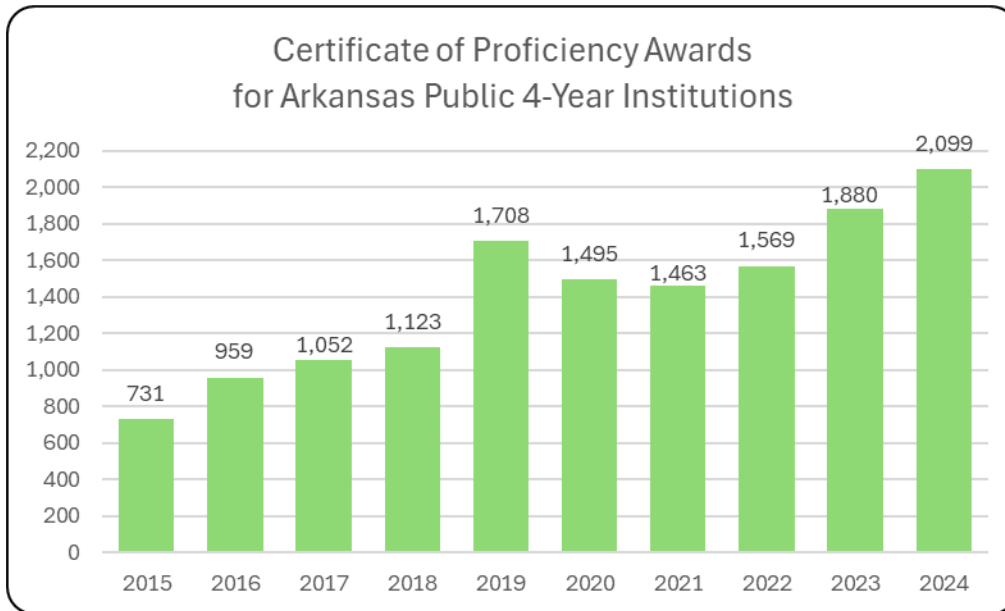


Chart 19-8: Ten-Year Trend of Certificates of Proficiency

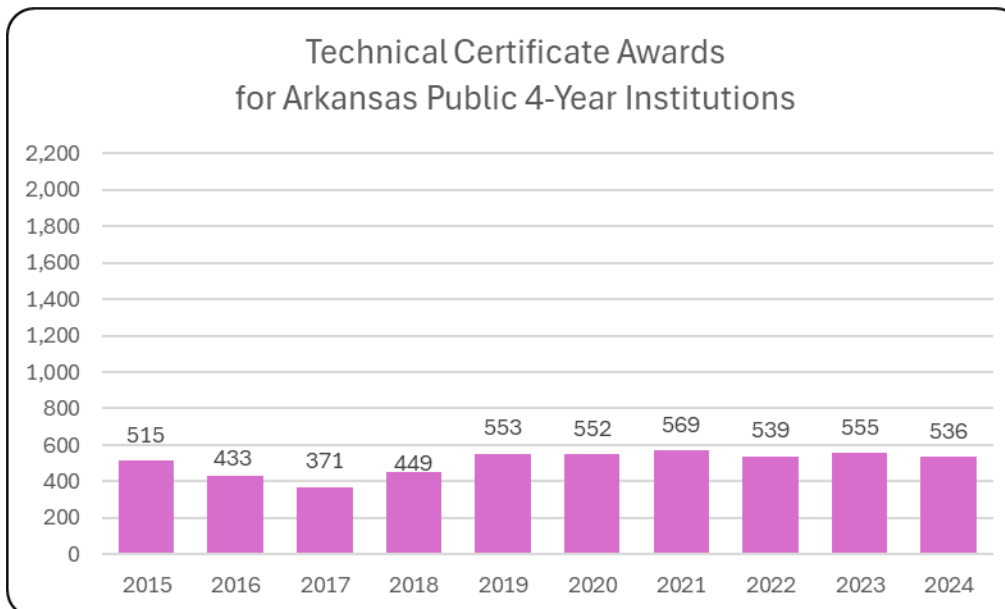


Chart 19-9: Ten-Year Trend of Technical Certificates

Doctoral Research credentials reported a good improvement over a decline last year, showing 379 awards for academic year 2024. First Professional awards include those in medicine, pharmacy, physical and occupational therapy, and law and reported an increase of over 100 credentials in 2024.

All charts on this page have the same Y-axis scale to assist with comparisons between award types.

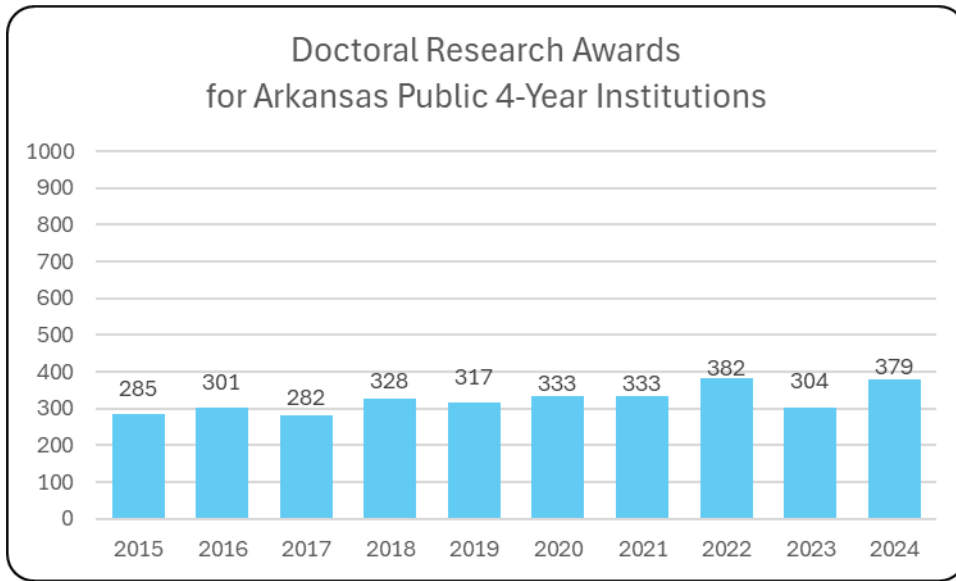


Chart 19-10: Ten-Year Trend of Doctoral – Research Degrees

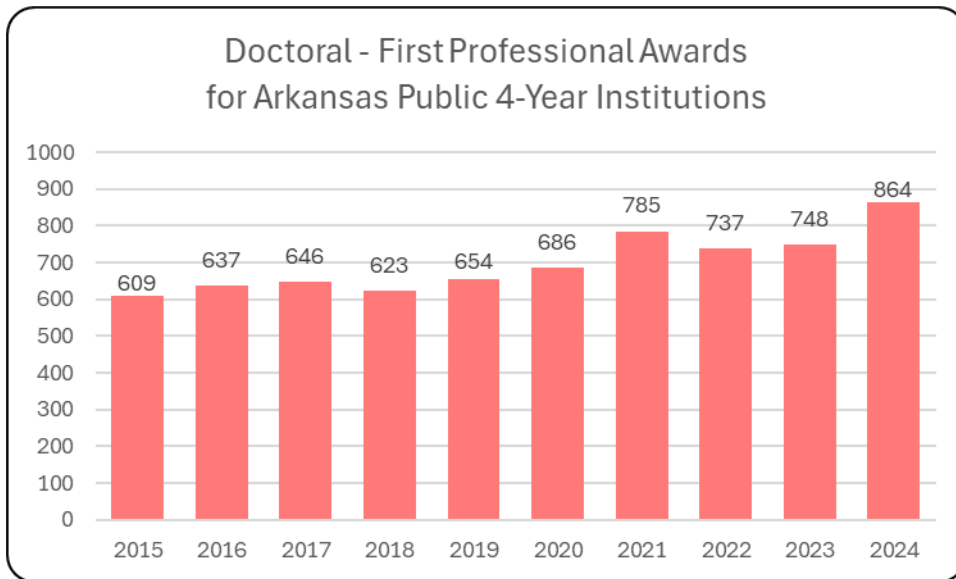


Chart 19-11: Ten-Year Trend of Doctoral – First-Professional Degrees

Charts 19-12 through 19-14 provide ten-year trends for the Public 2-Year Colleges. Associate degrees reported the highest percent improvement at 6.6% when comparing academic year 2024 to last year. Both certificate levels reported increases of more than 3% over 2023. All charts on this page have the same Y-axis scale to assist with comparisons between award levels.

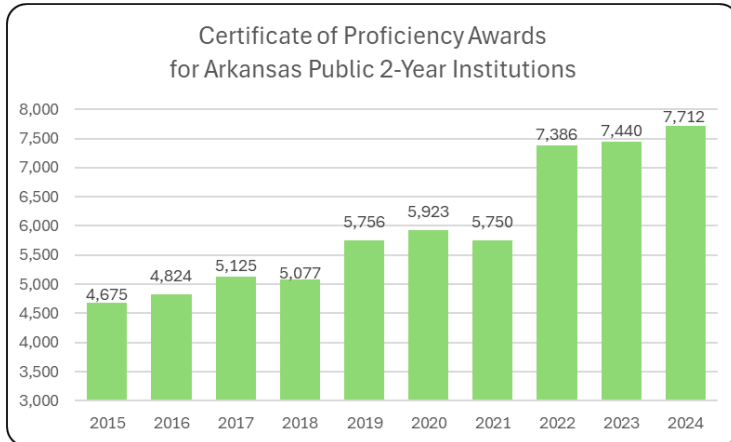


Chart 19-12: Ten-Year Trend of Certificates of Proficiency

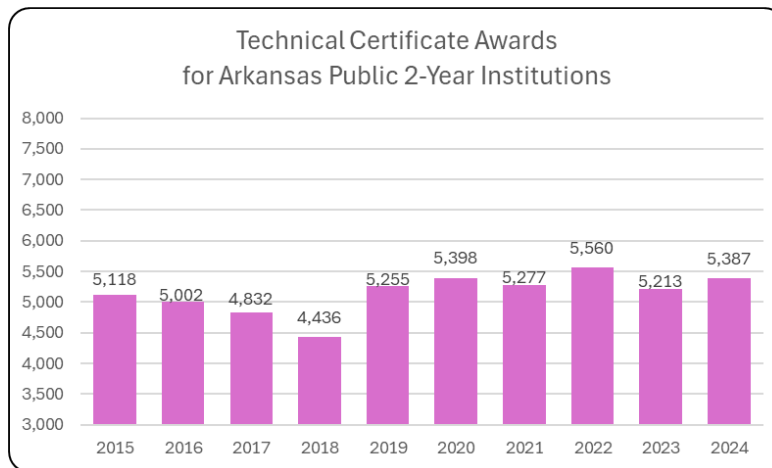


Chart 19-13: Ten-Year Trend of Technical Certificates

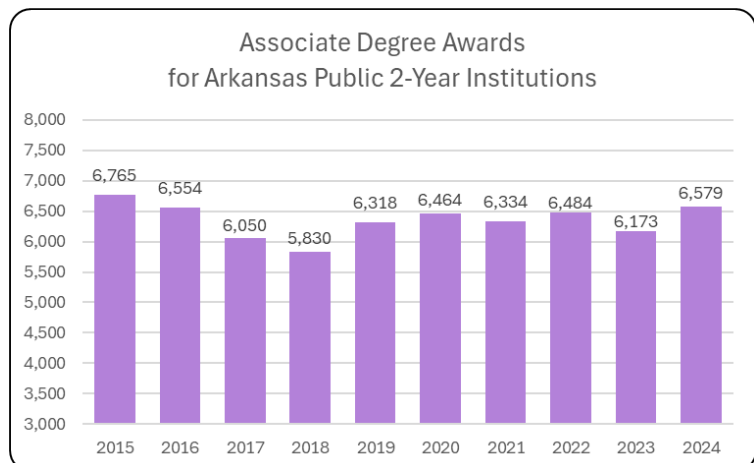


Chart 19-14: Ten-Year Trend of Associate Degrees

The following charts show a 10-year trend for the public 4-year universities. For this ten-year period, the green highlights indicate the year with the highest number of credentials awarded and the light red show the lowest number of credentials awarded.

- ATU reported the highest percent change when comparing 2024 to 2023 with a 24.8% increase supported by gains in Certificates of Proficiency, Associate Degrees and Post-Bacc Certificate credential categories.
- ASU increased total credentials 13.2% when comparing 2024 to 2023. Most notable was a 46% jump in associate degree awards (almost 500 credentials).
- Three other 4-year institutions reported positive percent changes, UAF (6%), UAM (1.3%) and UAMS (10.1%).

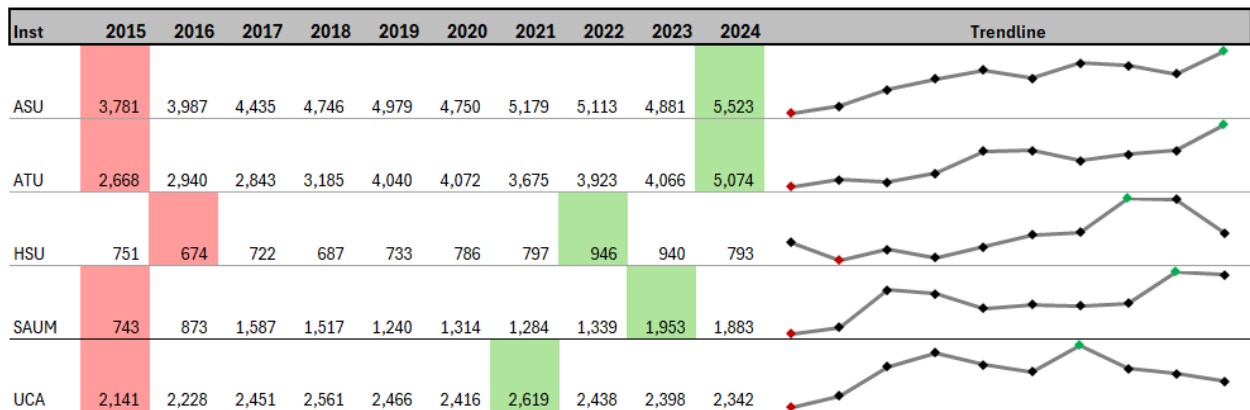


Chart 19-15: Ten-Year Trend of Total Credentials Awarded – 4-Year

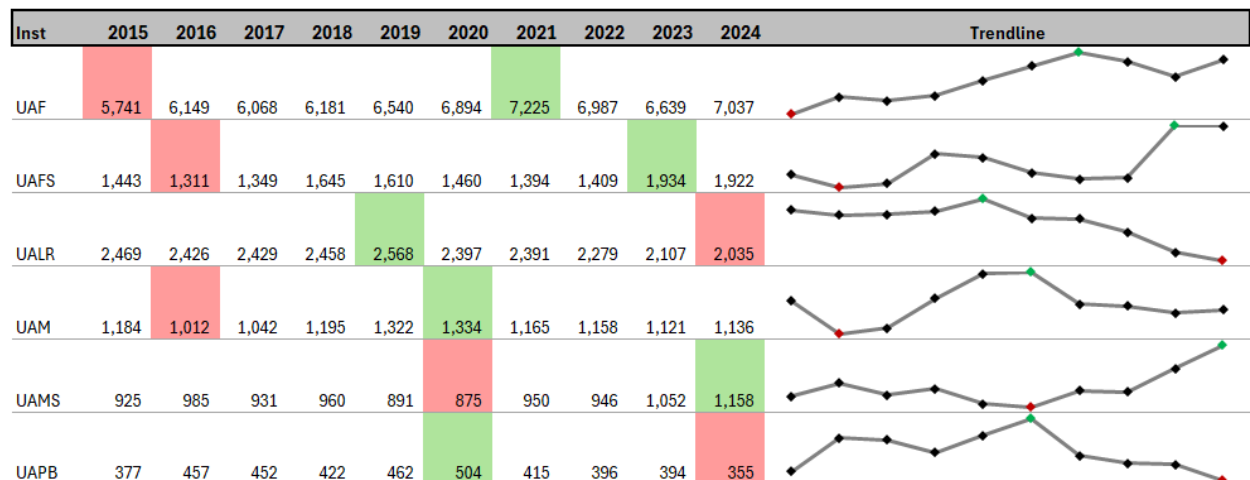


Chart 19-16: Ten-Year Trend of Total Credentials Awarded – 4-Year



The following charts show a 10-year trend for the public 2-year colleges. The ASU and UA System colleges are grouped together, with other colleges grouped alphabetically. For the ten-year period, the green highlights indicate the year with the highest number of credentials awarded and the light red show the lowest number of credentials awarded.

- Four 2-year colleges reported a 2024 increase over 30%. ASUB showed a 39.3% increase with solid increases in all certificate and degree levels.
- ASUN reported a 31% increase in total credentials for 2024 with a 47.2% increase in Certificates of Proficiency.
- ASUTR reported a 30% increase in total credentials for 2024 with a 30.4% increase in Certificates of Proficiency.
- NAC awarded 82% more Technical Certificates in 2024 and 34.4% more Associate Degrees resulting in an overall increase of 30% for 2024.

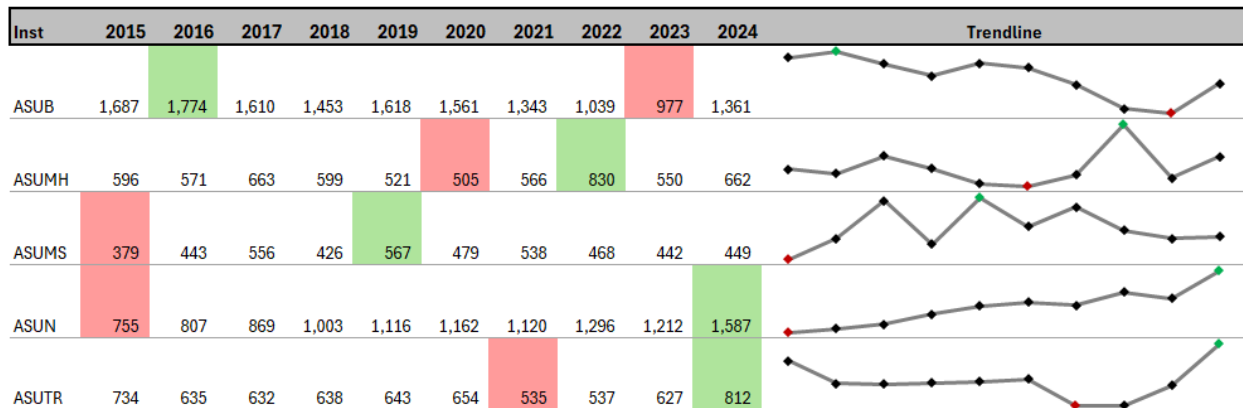


Chart 19-17: Ten-Year Trend of Total Credentials Awarded – 2-Year

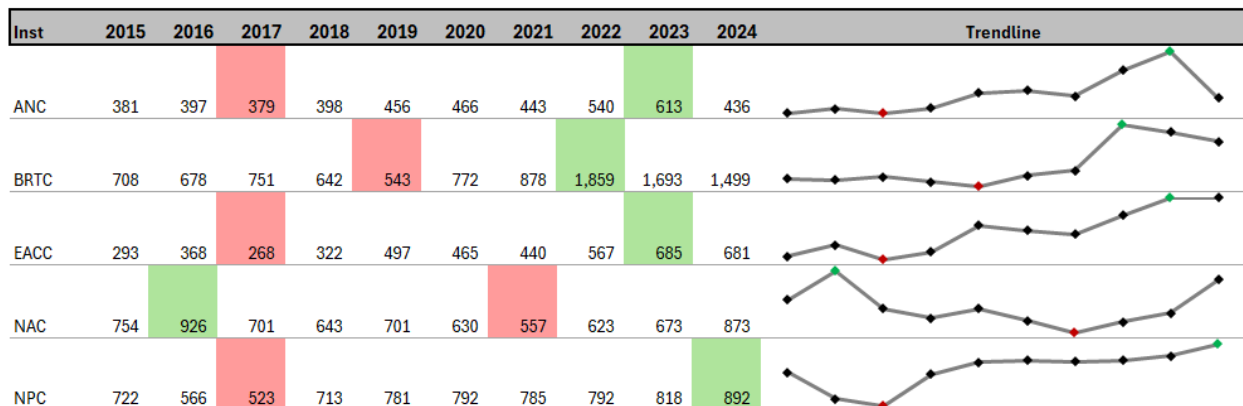


Chart 19-18: Ten-Year Trend of Total Credentials Awarded – 2-Year

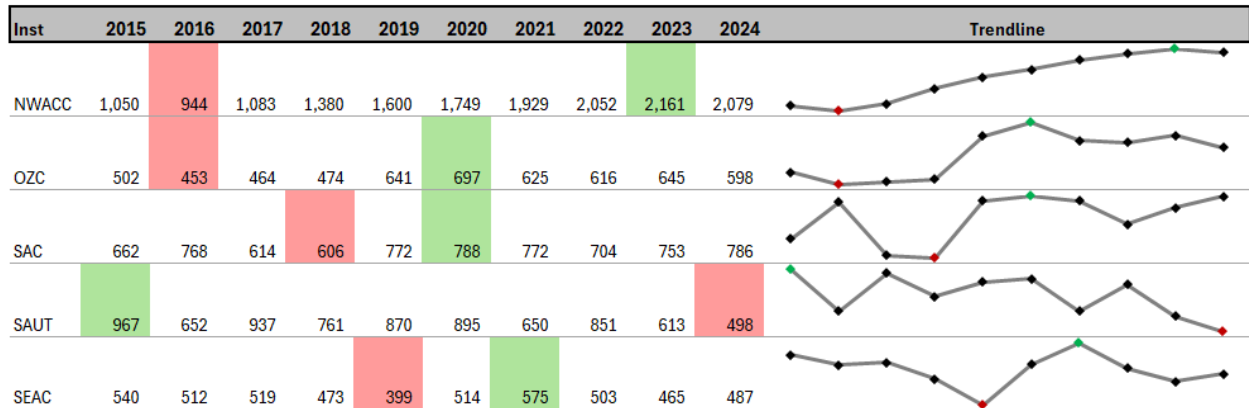


Chart 19-19: Ten-Year Trend of Total Credentials Awarded – 2-Year

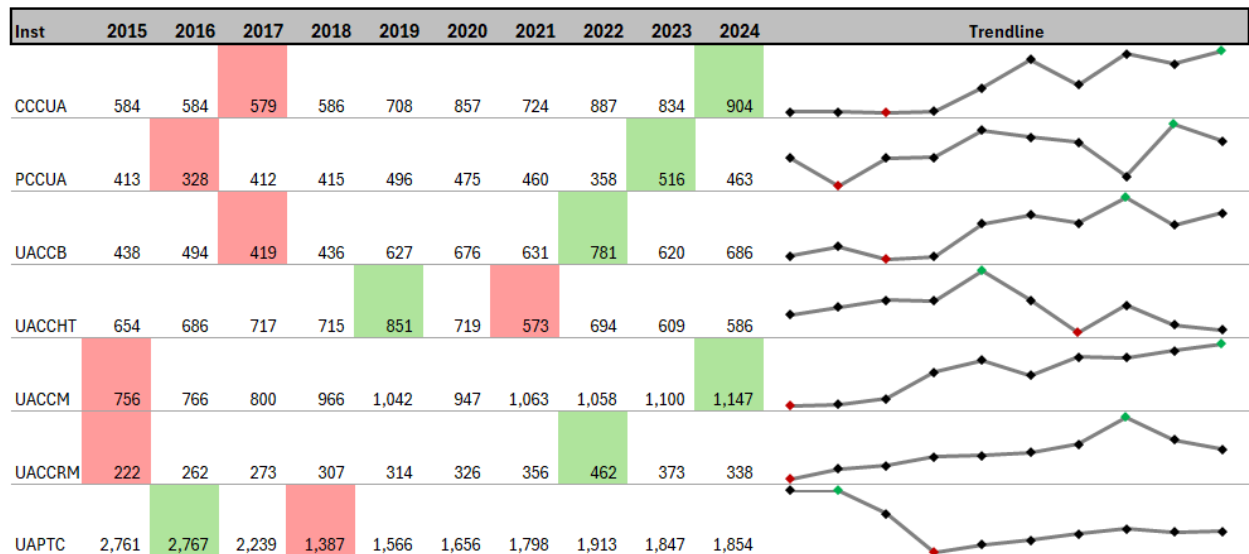


Chart 19-20: Ten-Year Trend of Total Credentials Awarded – 2-Year

The following charts show a 10-year trend for the private/independent colleges and universities. The green highlights indicate the year with the highest number of credentials awarded and the light red show the lowest number of credentials awarded.

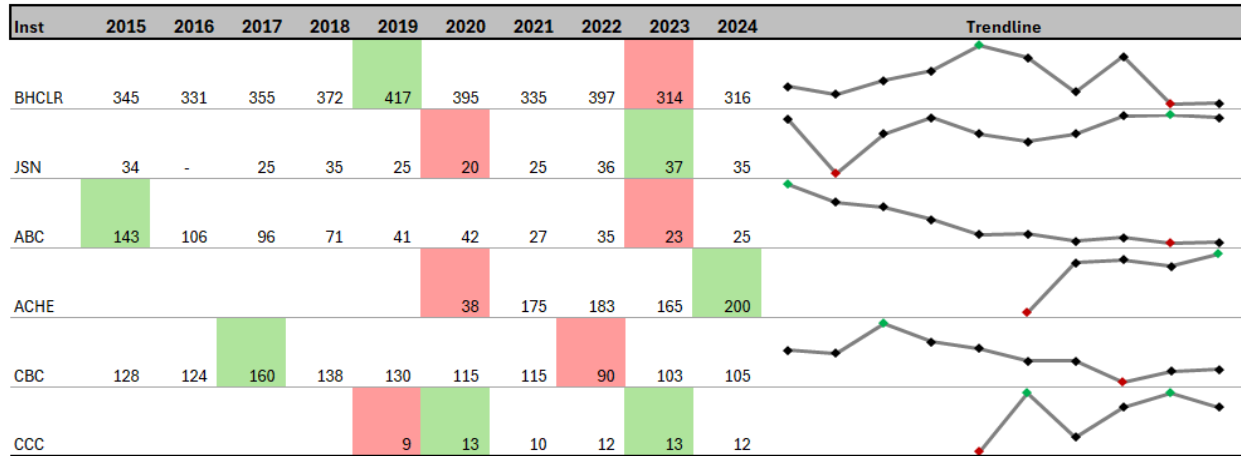


Chart 19-21: Ten-Year Trend of Total Credentials Awarded – Private

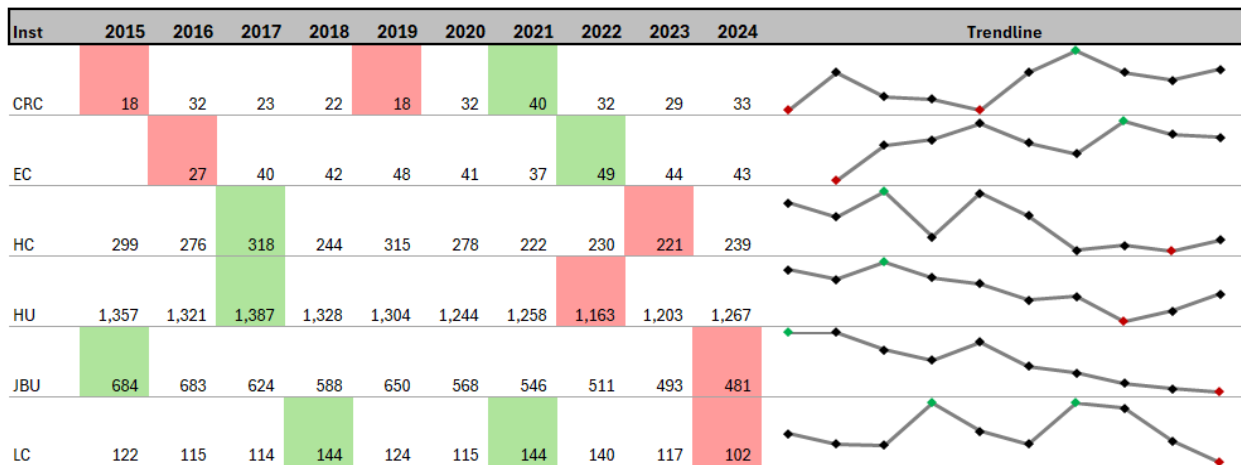


Chart 19-22: Ten-Year Trend of Total Credentials Awarded – Private

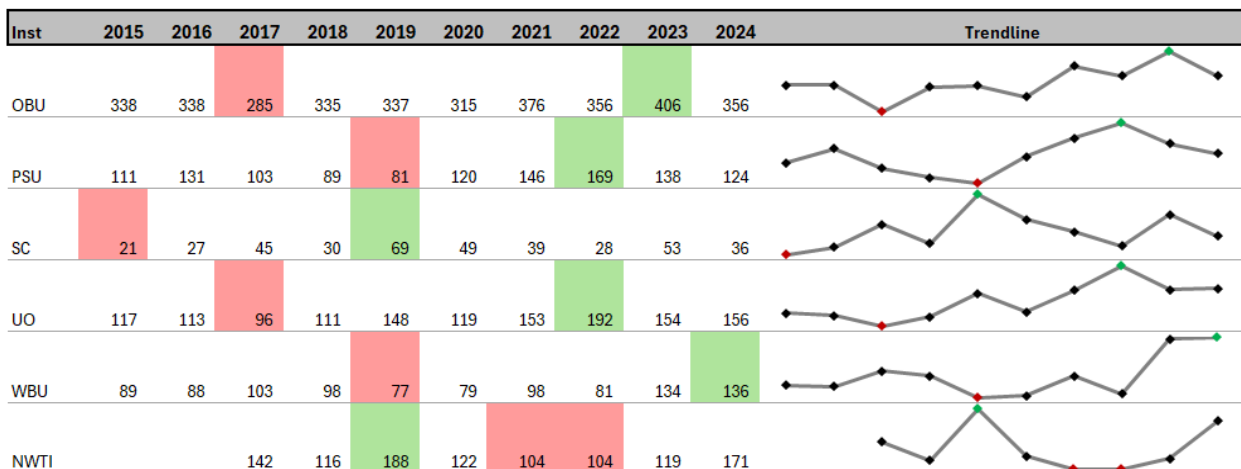


Chart 19-23: Ten-Year Trend of Total Credentials Awarded – Private

## ANNUAL REPORT ON ACADEMIC PROGRAM STATUS ACADEMIC YEAR 2024

---

Throughout the academic year, ADHE Academic Affairs staff receive documentation from Colleges and Universities requesting a change of status for academic degree programs. Each quarter, these program status change requests are presented to AHECB for approval via Program Proposal and Letters of Notification agenda items.

An academic program’s status can be one of six possible values. Each status has a different characterization as described below.

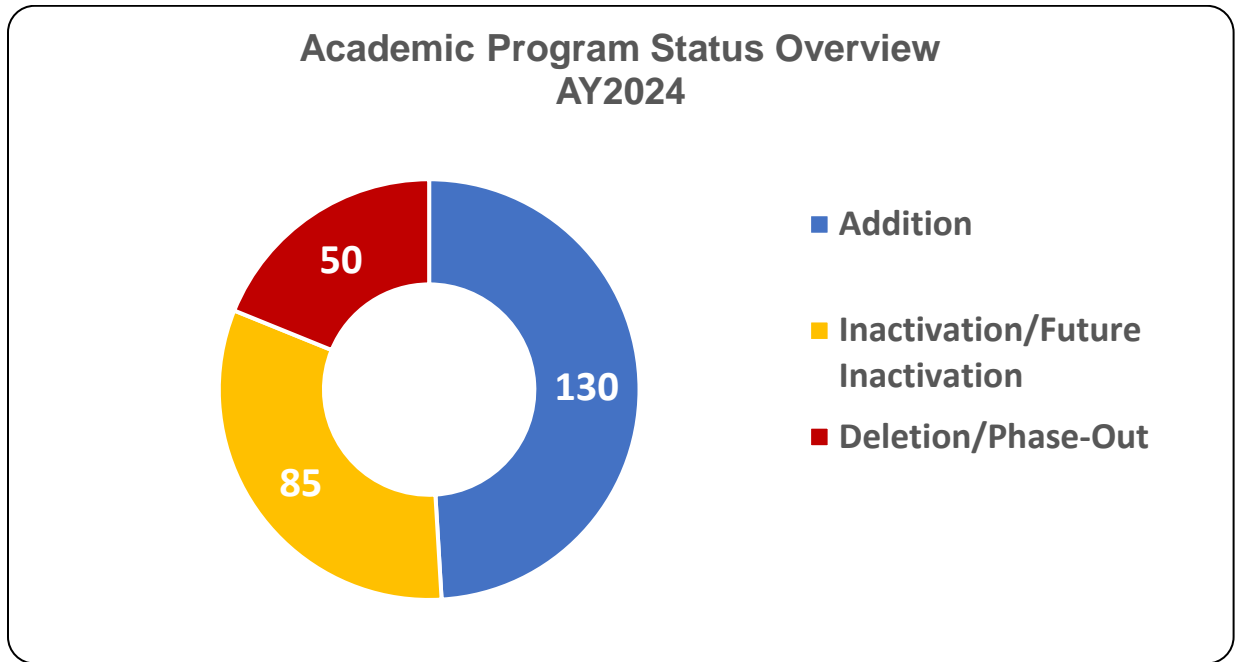
| Status                  | Status Value | Description   |
|-------------------------|--------------|---|
| <b>Active</b>           | A            | Current, active programs offered by an institution.   |
| <b>Active Future</b>    | N            | Newly created program with a future effective date.   |
| <b>Inactive</b>         | I            | A program that is placed on “hold” for a maximum of 5 years. Must have 0 enrolled students and be completely inactive at the campus level. Can be reactivated via Letter of Notification within the 5-year timeframe. |
| <b>Future Inactive</b>  | F            | A program that has been requested to be inactivated but contains declared or enrolled students. These students must be a part of a required teach-out plan.   |
| <b>Delete*</b>          | D            | A program that an institution no longer offers. Cannot have any declared or enrolled students.  |
| <b>Phase-Out Delete</b> | P            | A program that has been requested to be deleted but contains declared or enrolled students. These students must be a part of a required teach-out plan.   |

*\*not included in the Approved Degree Programs list*

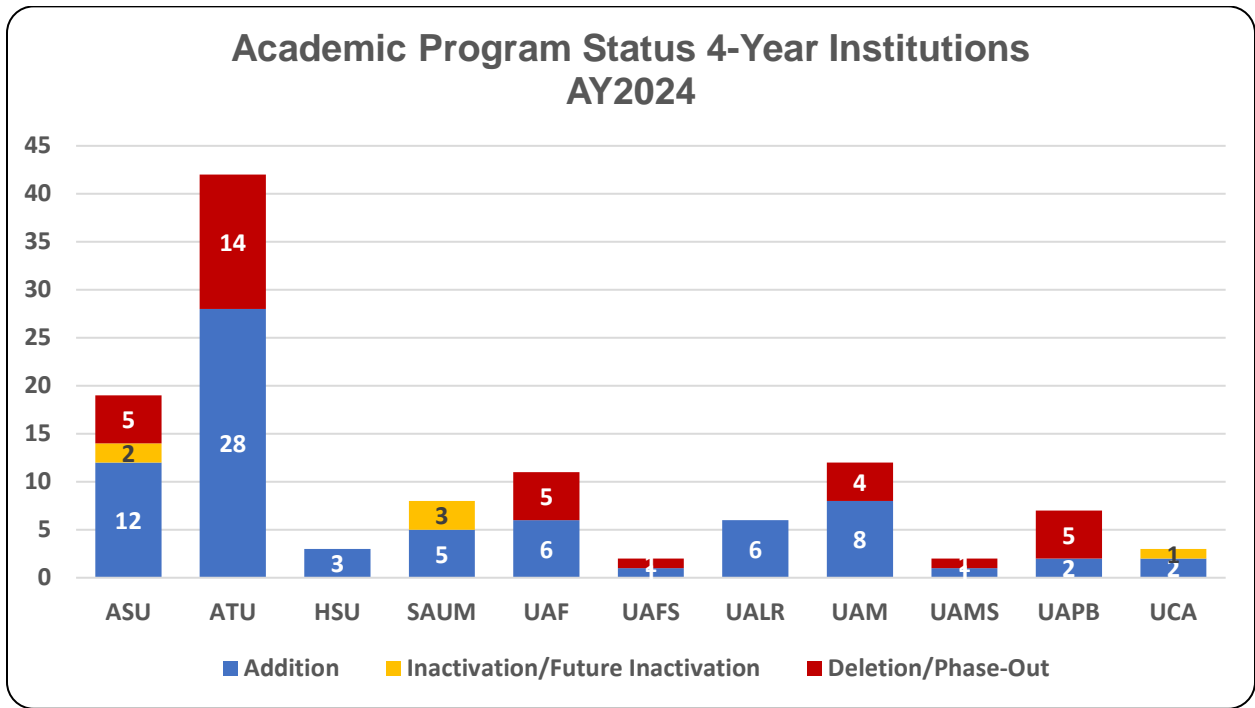
This annual report provides a summary and detailed information about academic program statuses for both AY2024 and a 5-year period spanning AY2020 through AY2024.

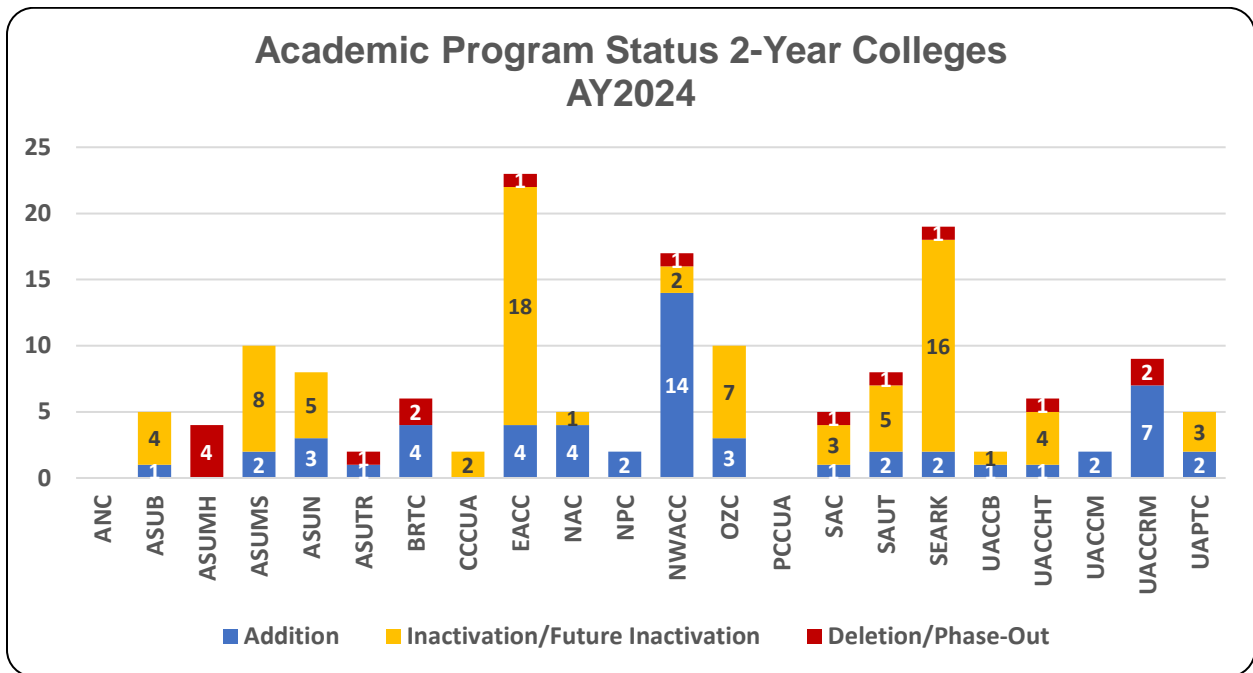
### **ACADEMIC YEAR 2024**

From July 1, 2023, through June 30, 2024, ADHE Academic Affairs staff completed a total of 265 status change requests. The graph below shows the distribution of these changes in status. As depicted, 130 Additions to create new, active programs were processed, along with 50 Deletions/Phase-Outs and 85 Inactivations/Future Inactivations.

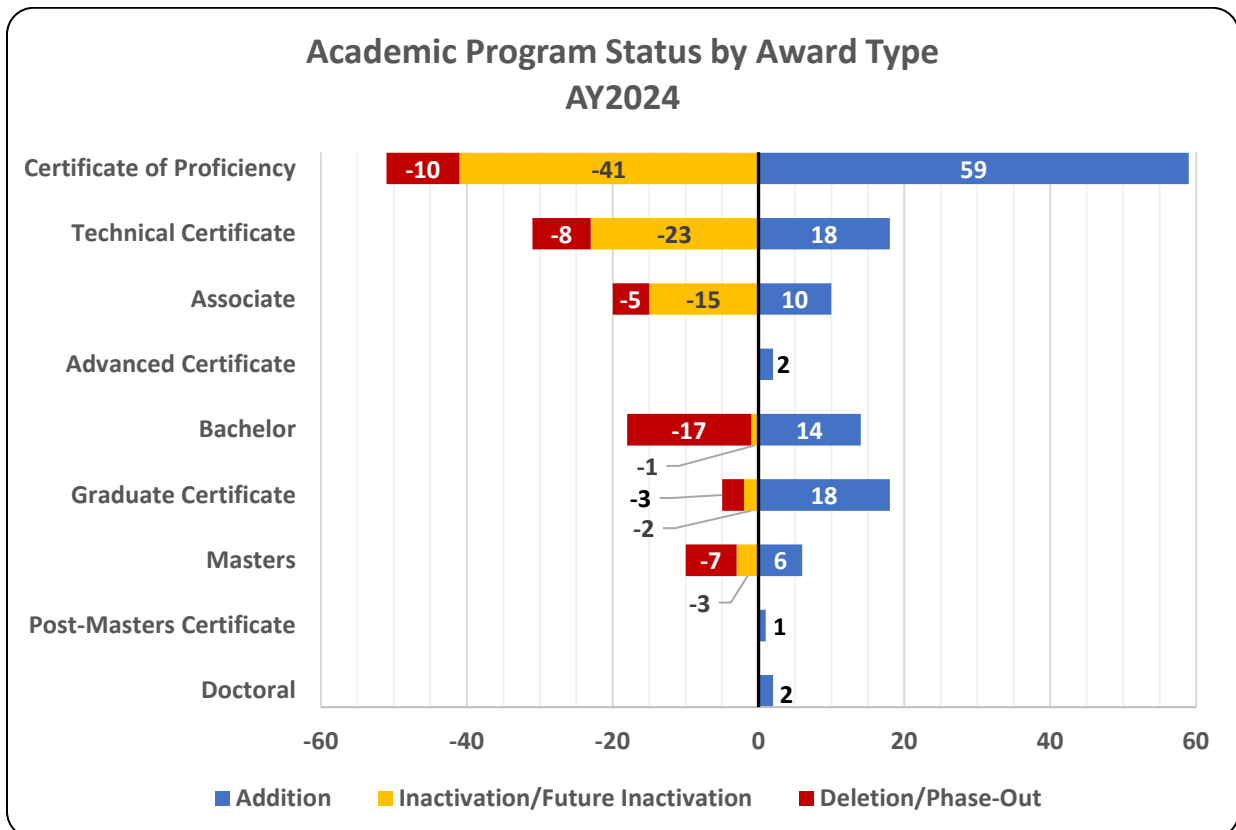


The following charts breakdown program status changes for AY2024 by institution type. Four-year institutions submitted a total of 74 program additions, 35 program deletions or phase-outs, and 6 inactivations or future inactivations. Two-year institutions submitted a total of 56 program additions, 15 deletions/phase-outs, and 79 program inactivations/future inactivations.





Across all award types, 265 program status changes were processed. Short-term credentials, such as Certificates of Proficiency and Technical Certificates, comprise 60% of the total status changes for AY2024.



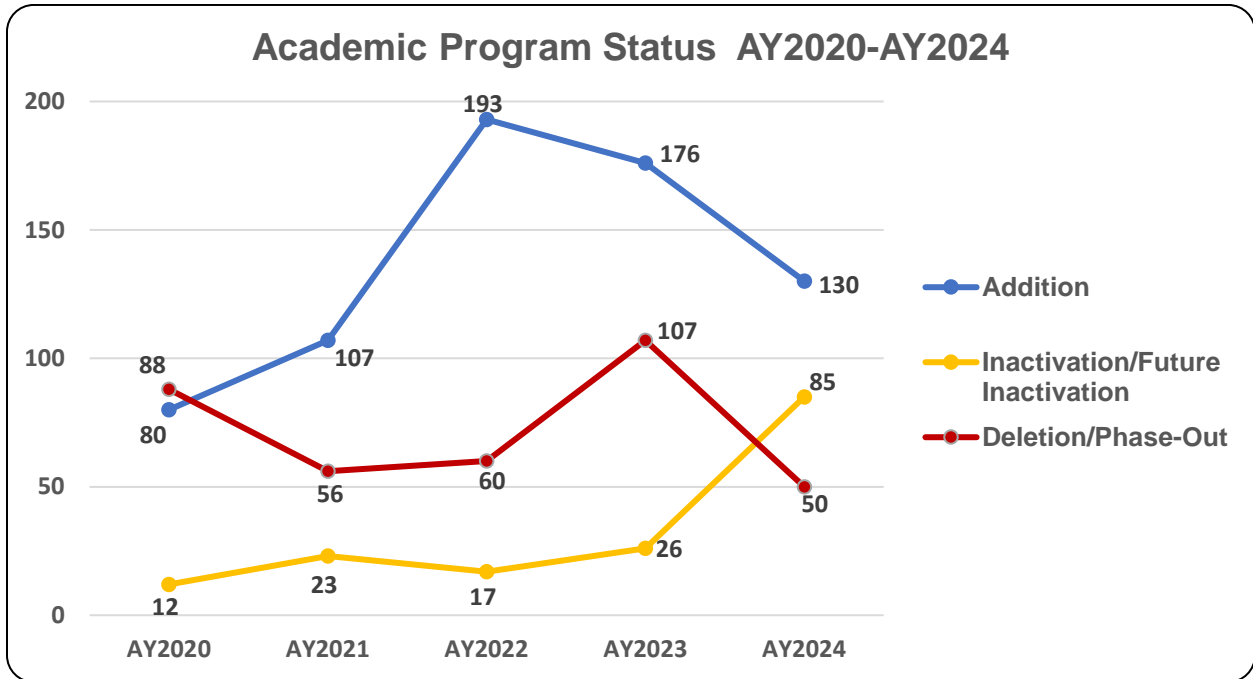
CIP Codes, or Classifications of Instructional Programs, are 6-digit numbers assigned to all academic programs and award types and describe the field of study, discipline, and/or curriculum. The first two digits in a CIP Code indicate the broad CIP category, while the last 4 digits detail the field of study more specifically. The table below shows the 2-digit CIP code categories with the most status changes in AY2024.

**Academic Program Status by CIP Code AY2024**

| CIP Category   | Addition | Inactivation /Future Inactivation | Deletion/ Phase-Out | % of Total Status Changes |
|--|----------|-----------------------------------|---------------------|---------------------------|
| 52 - Business, Management, Marketing, and Related Support Services                     | 18       | 19                                | 10                  | 18%                       |
| 51 - Health Professions and Related Programs   | 20       | 12                                | 6                   | 14%                       |
| 13 - Education   | 13       | 4                                 | 9                   | 10%                       |
| 11 - Computer and Information Sciences and Support Services                            | 7        | 8                                 | 2                   | 6%                        |
| 47 - Mechanic and Repair Technologies/ Technicians                                     | 5        | 10                                | -                   | 6%                        |
| 03 - Natural Resources and Conservation  | 9        | 3                                 | 2                   | 5%                        |
| 15 - Engineering/Engineering Related Technologies/Technicians                          | 2        | 10                                | 1                   | 5%                        |
| 12 - Culinary, Entertainment, and Personal Services                                    | 5        | 3                                 | 3                   | 4%                        |
| 01 - Agricultural/Animal/Plant/ Veterinary Science and Related Fields                  | 3        | 7                                 | -                   | 4%                        |
| 46 - Construction Trades   | 8        | 2                                 | -                   | 4%                        |
| 43 - Homeland Security, Law Enforcement, Firefighting, and Related Protective Services | 8        | -                                 | 1                   | 3%                        |
| 50 - Visual and Performing Arts  | 5        | 1                                 | 3                   | 3%                        |
| 09 - Communication, Journalism, and Related Programs                                   | 4        | 1                                 | 3                   | 3%                        |
| 30 - Multi/Interdisciplinary Studies   | 5        | -                                 | 1                   | 2%                        |
| 31 - Parks, Recreation, Leisure, Fitness, and Kinesiology                              | 3        | -                                 | 2                   | 2%                        |
| 14 - Engineering   | 2        | 1                                 | 1                   | 2%                        |
| All other 2-digit Series CIPs (20 Program-Level CIP Codes)                             | 13       | 4                                 | 6                   | 9%                        |
| <b>Total</b>   | 130      | 85                                | 50                  | 100%                      |

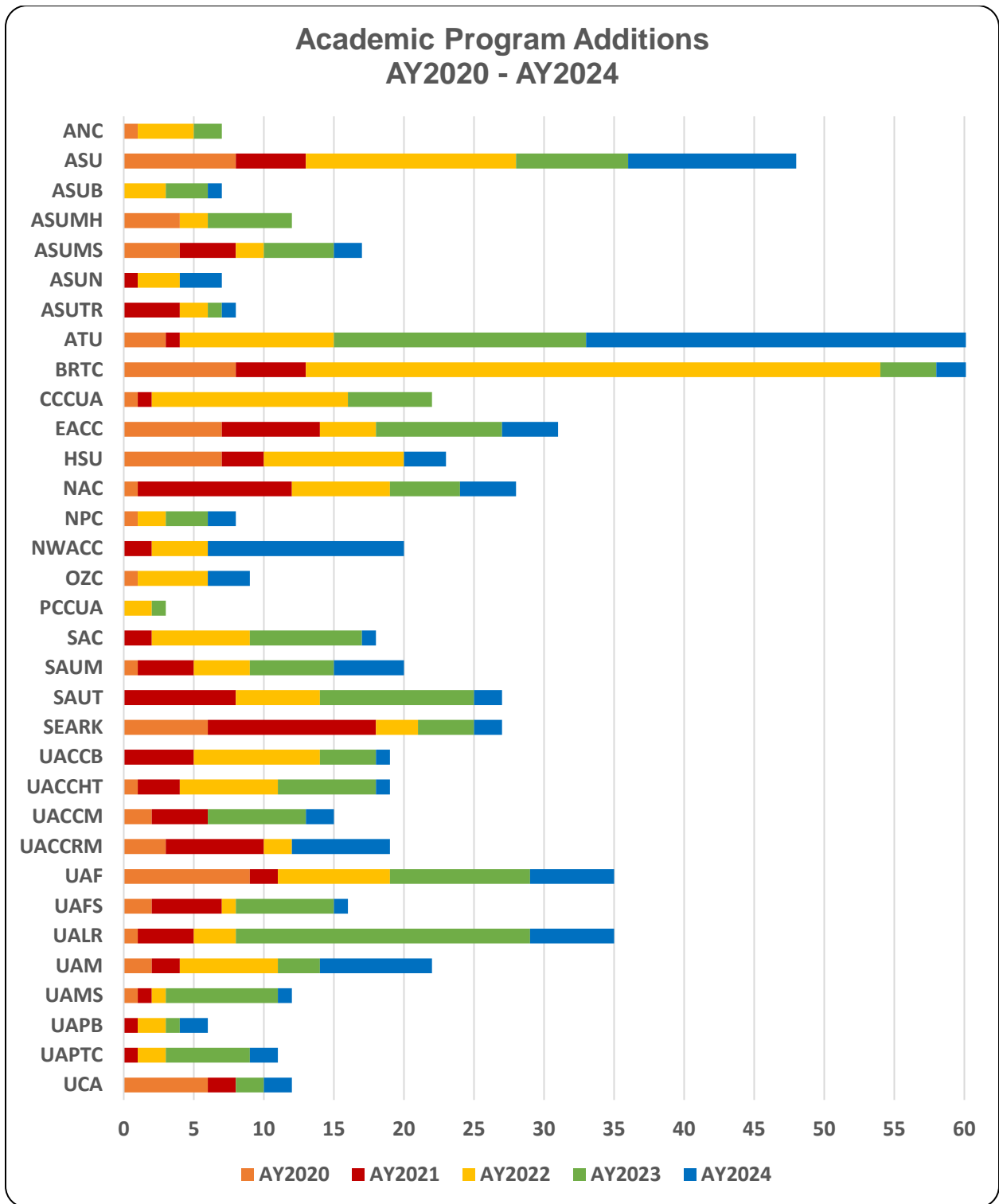
**ACADEMIC YEARS AY2020 – AY2024**

To provide a broad perspective of academic status changes, trend analysis over the past 5 years is shown in the charts below. Additions in AY2024 are down 26% when compared to AY2023. Deletions and Phase-Outs are also down 53% compared to AY2023. Inactivations and Future Inactivations are up 226% compared to AY2023.



The following chart breaks down academic program additions by institution. Both 4-year and 2-year institutions are included within the same chart for ease of comparison. As shown, institutions may have years/periods of significant programmatic growth. Likewise, other years/periods yield only nominal programmatic growth. This chart only illustrates program additions and does not show nor consider an institution’s size or total number of active, academic programs.

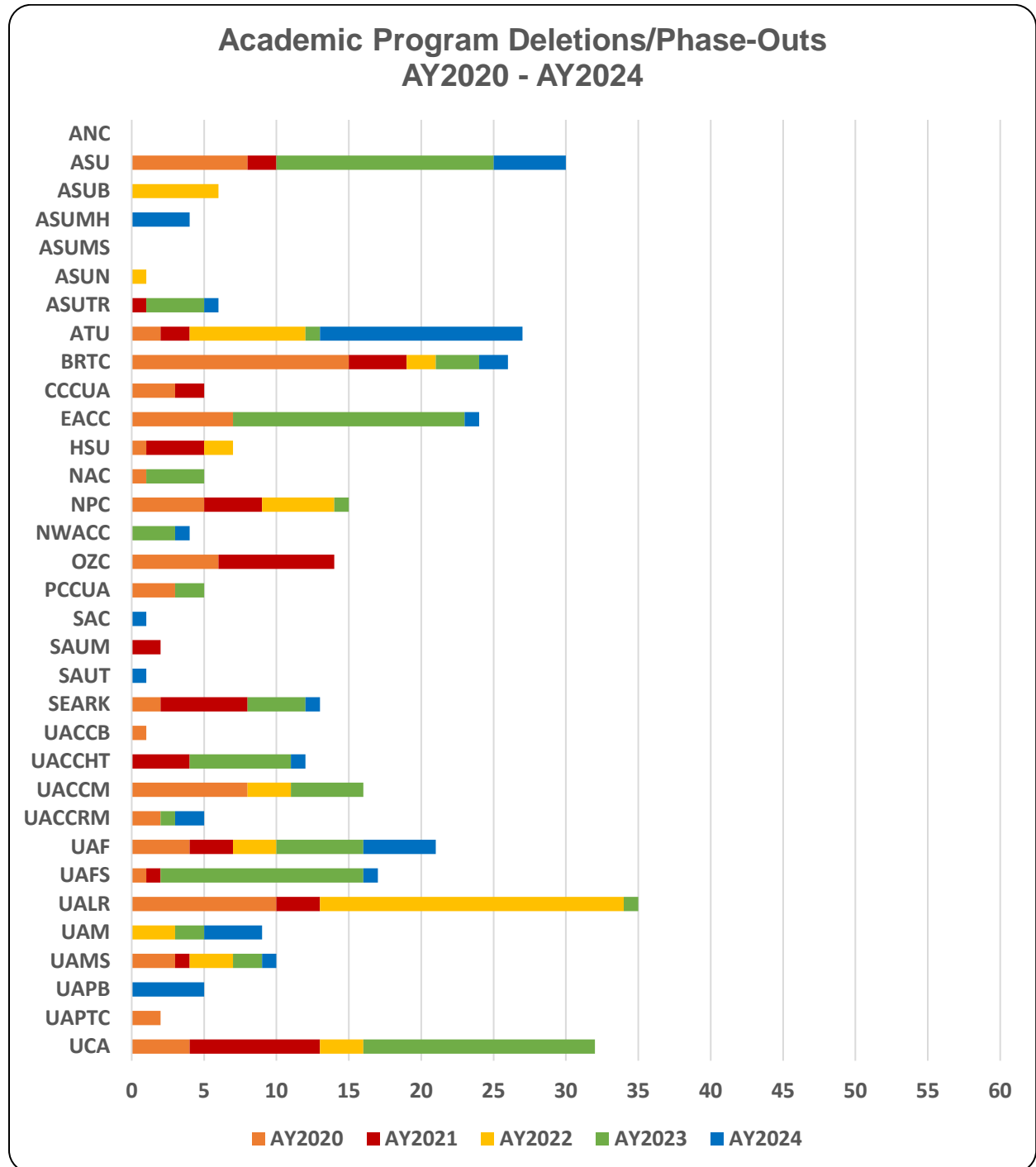




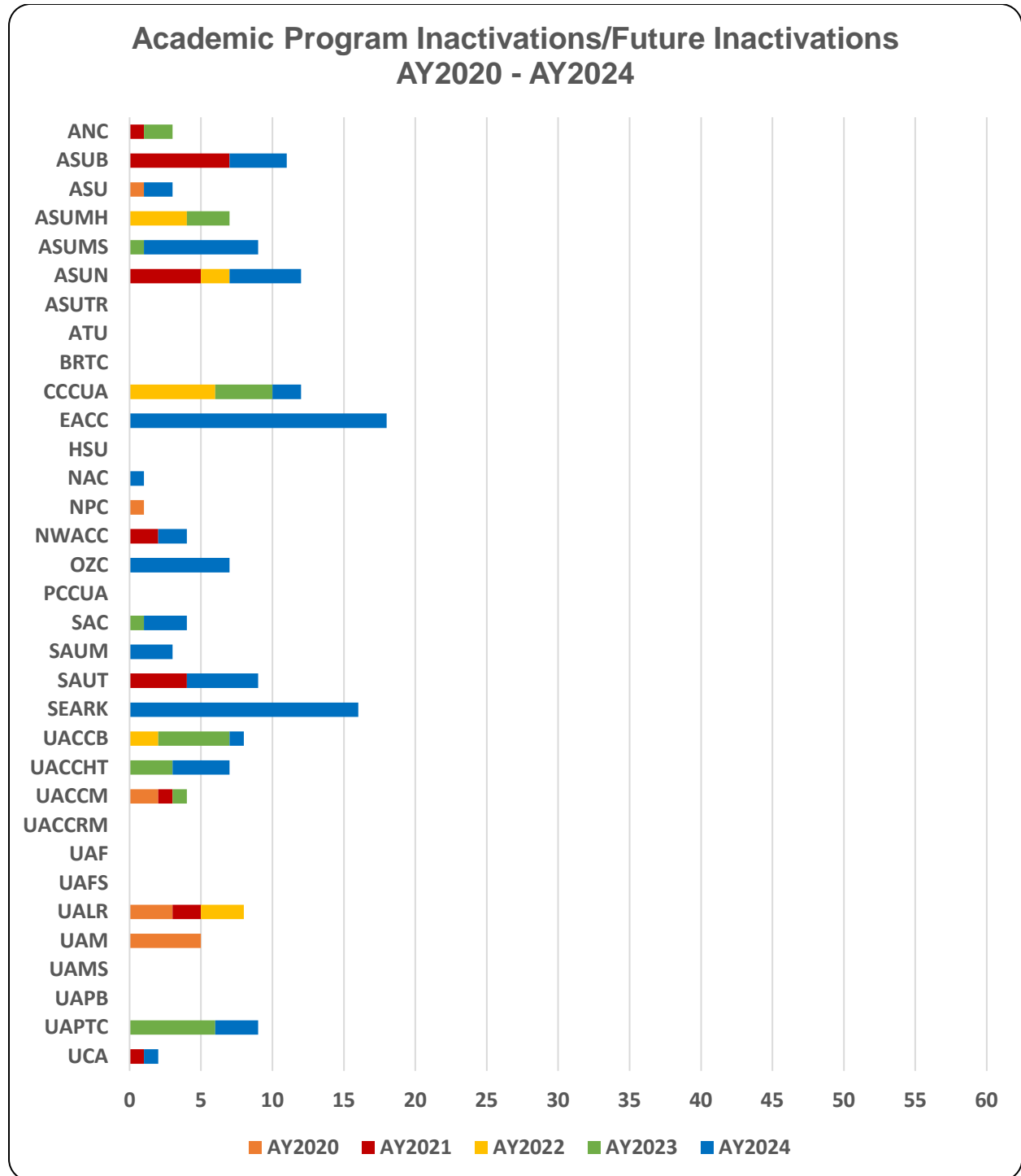
The following chart breaks down academic program deletions and phase-outs by institution. Both 4-year and 2-year institutions are included within the same chart for ease of comparison.

The AY2024 academic program viability cycle started in October 2023 and concluded in January 2024. For nonviable programs, deletions could be removed by ADHE or by the institution via Letter of Notification prior to the initiation of the next viability cycle.

Therefore, this graph may not show institutional deletions as a direct result of the most recent viability cycle since those could be processed during the 2024 calendar year.

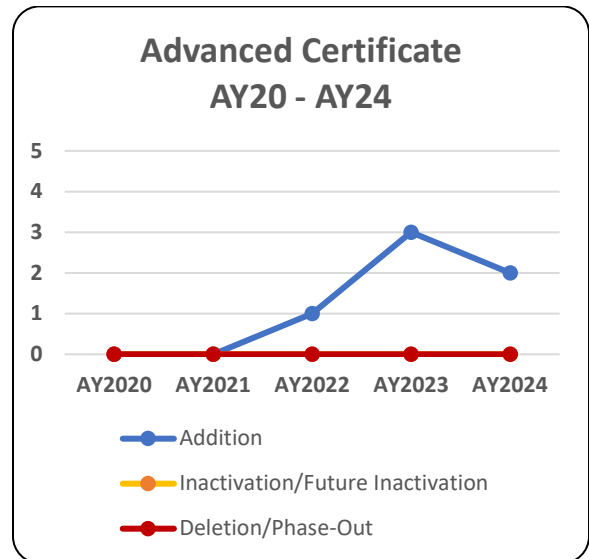
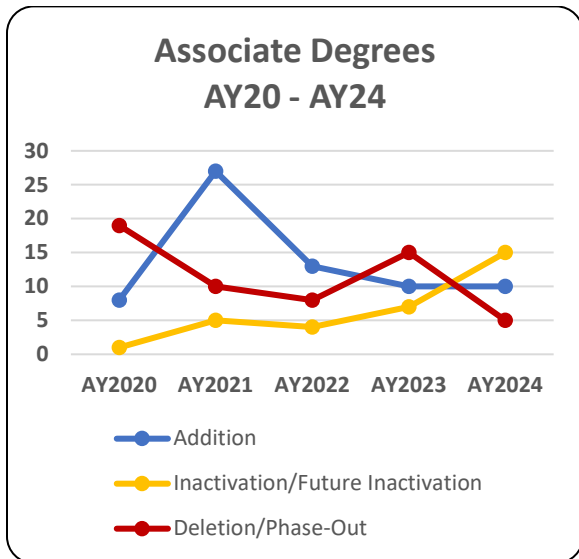
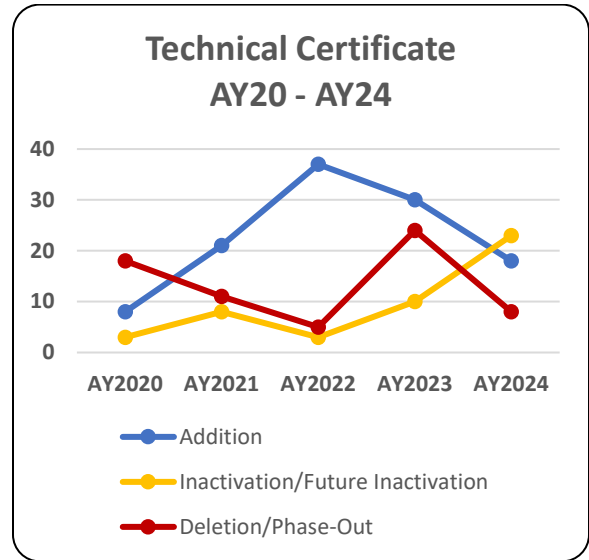
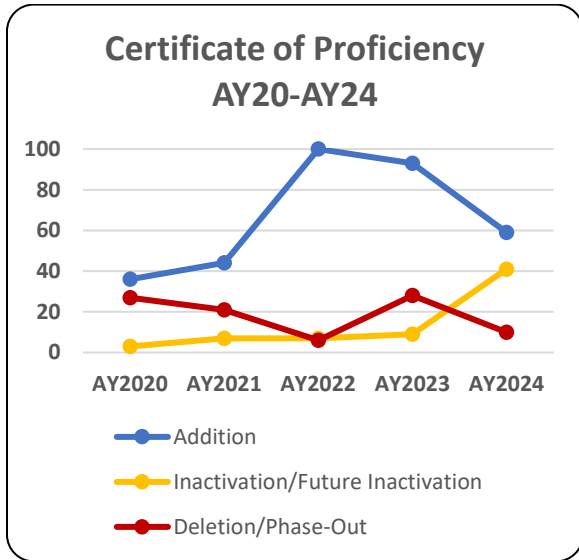


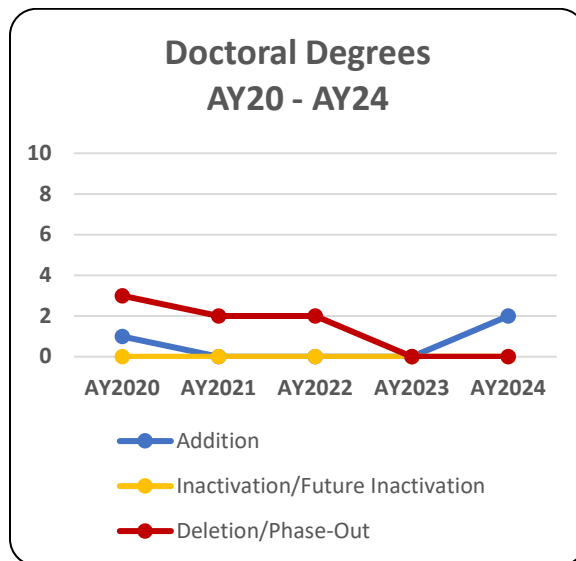
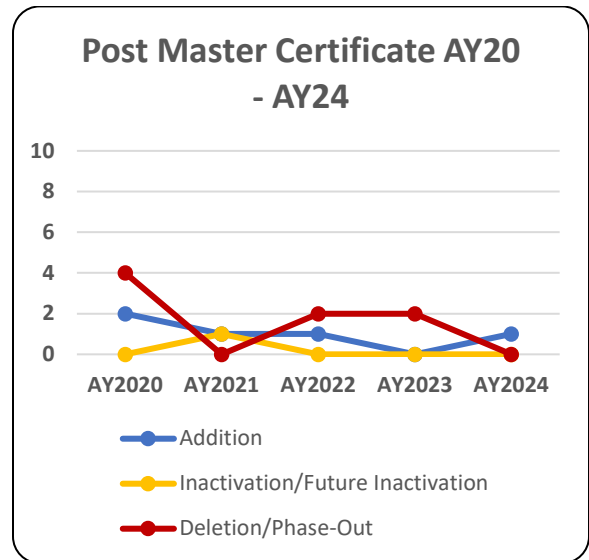
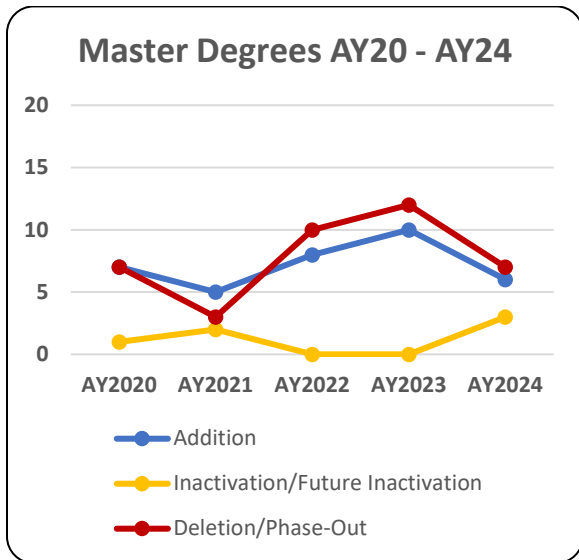
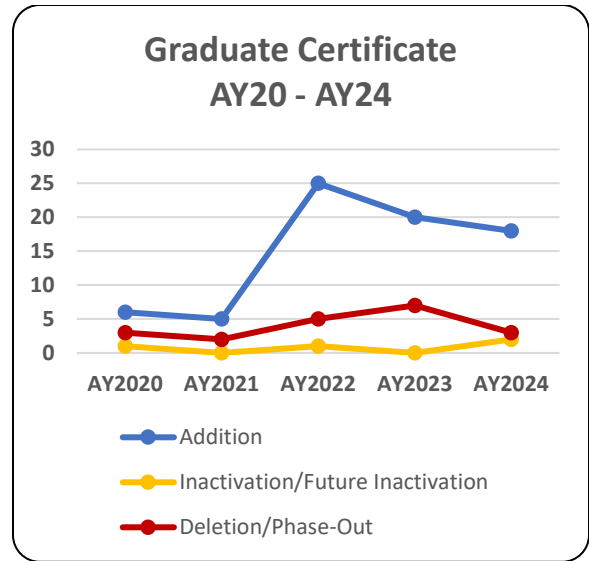
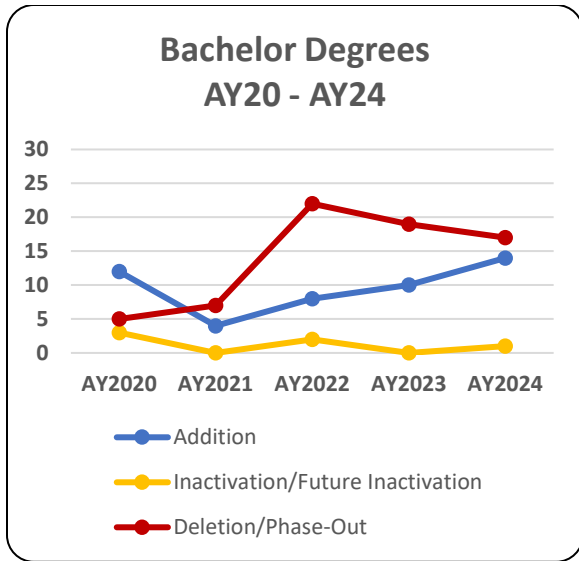
The following chart breaks down academic program inactivations and future inactivations by institution. Both 4-year and 2-year institutions are included in the same chart for ease of comparison. Like the previous two charts, a consistent scale was used to allow comparison across statuses.



The following nine charts show status change trends over the past 5 academic years. Short term credentials, such as Certificates of Proficiency and Technical Certificates, continue to be the award types undergoing the most status changes.

Note that the scale of each graph has been adjusted to best fit the data for the given award type.





The table below shows the 2-digit CIP code categories with the most status changes from AY2020 to AY2024.

**Academic Program Status by CIP Code AY2020 - AY2024**

| CIP Category   | Addition   | Inactivation/<br>Future<br>Inactivation | Deletion<br>/Phase-<br>Out | % of<br>Total<br>Status<br>Changes |
|--|------------|---|----------------------------|------------------------------------|
| 52 - Business, Management, Marketing, and Related Support Services                     | 85         | 25                                      | 60                         | 14%                                |
| 51 - Health Professions/Related Programs   | 91         | 24                                      | 45                         | 13%                                |
| 13 - Education   | 113        | 9                                       | 36                         | 13%                                |
| 11 - Computer and Information Sciences and Support Services                            | 62         | 12                                      | 18                         | 8%                                 |
| 47 - Mechanic and Repair Technologies/Technicians                                      | 42         | 26                                      | 22                         | 7%                                 |
| 15 - Engineering/Engineering Related Technologies/Technicians                          | 31         | 24                                      | 26                         | 7%                                 |
| 43 - Homeland Security, Law Enforcement, Firefighting, and Related Protective Services | 32         | 2                                       | 34                         | 6%                                 |
| 12 - Culinary, Entertainment, and Personal Services                                    | 17         | 8                                       | 6                          | 3%                                 |
| 50 - Visual and Performing Arts  | 18         | 1                                       | 12                         | 3%                                 |
| 09 - Communication, Journalism, and Related Programs                                   | 17         | 1                                       | 10                         | 2%                                 |
| 03 - Natural Resources and Conservation  | 14         | 4                                       | 9                          | 2%                                 |
| 14 - Engineering   | 18         | 4                                       | 4                          | 2%                                 |
| 30 - Multi/Interdisciplinary Studies   | 18         | 0                                       | 4                          | 2%                                 |
| 48 - Precision Production  | 15         | 2                                       | 3                          | 2%                                 |
| 49 - Transportation and Material Moving  | 14         | 0                                       | 1                          | 1%                                 |
| 01 - Agricultural/Animal/Plant/Veterinary Science                                      | 5          | 7                                       | 2                          | 1%                                 |
| 45 - Social Sciences   | 4          | 1                                       | 9                          | 1%                                 |
| 24 - Liberal Arts and Sciences, General Studies and Humanities                         | 5          | 2                                       | 6                          | 1%                                 |
| 31 - Parks, Recreation, Leisure, Fitness, and Kinesiology                              | 6          | 1                                       | 5                          | 1%                                 |
| 44 - Public Administration and Social Service Professions                              | 6          | 1                                       | 5                          | 1%                                 |
| 23 - English Language and Literature/Letters   | 9          | 0                                       | 2                          | 1%                                 |
| 27 - Mathematics and Statistics  | 6          | 1                                       | 4                          | 1%                                 |
| 19 - Family and Consumer Sciences/ Human Sciences                                      | 5          | 1                                       | 4                          | 1%                                 |
| All other 2-digit series CIPs (25 Program-level CIP Codes)                             | 51         | 7                                       | 34                         | 8%                                 |
| <b>Total</b>   | <b>633</b> | <b>156</b>                              | <b>327</b>                 | <b>100%</b>                        |

Finally, the following table includes the number of all active, academic programs offered by all public institutions, categorized by 2-digit program CIP code, for AY2020 – AY2024. The last two columns in the table offer a simple comparison of the change in number of active, academic programs within each 2-digit CIP code from AY2020 to AY2024.

| CIP Code & Description  | AY 2020 | AY 2021 | AY 2022 | AY 2023 | AY 2024 | Comparison of AY2020 vs AY2024 |          |
|---|---------|---------|---------|---------|---------|--------------------------------|----------|
|   |         |         |         |         |         | Difference                     | % Change |
| 01 – Agricultural, Animal, Plant, Veterinary Science and Related Fields | 73      | 75      | 77      | 75      | 71      | -2                             | -3%      |
| 03 - Natural Resources and Conservation                                 | 28      | 28      | 28      | 24      | 28      | 0                              | 0%       |
| 04 - Architecture and Related Services                                  | 5       | 5       | 5       | 5       | 5       | 0                              | 0%       |
| 05 - Area, Ethnic, Cultural, Gender, and Group Studies                  | 6       | 6       | 5       | 5       | 6       | 0                              | 0%       |
| 09 - Communication, Journalism, and Related Programs                    | 51      | 55      | 59      | 58      | 57      | 6                              | 12%      |
| 10 - Communications Technologies/Technicians and Support Services       | 5       | 5       | 5       | 4       | 4       | -1                             | -20%     |
| 11 - Computer and Information Sciences and Support Services             | 151     | 166     | 184     | 184     | 193     | 42                             | 28%      |
| 12 - Culinary, Entertainment, and Personal Services                     | 64      | 68      | 67      | 65      | 67      | 3                              | 5%       |
| 13 - Education  | 307     | 313     | 375     | 403     | 412     | 105                            | 34%      |
| 14 - Engineering  | 48      | 51      | 48      | 54      | 60      | 12                             | 25%      |
| 15 - Engineering/Engineering Related Technologies/Technicians           | 144     | 147     | 158     | 159     | 151     | 7                              | 5%       |
| 16 - Foreign Languages, Literatures, and Linguistics                    | 24      | 24      | 25      | 25      | 23      | -1                             | -4%      |
| 19 - Family and Consumer Sciences/Human Sciences                        | 35      | 37      | 37      | 36      | 36      | 1                              | 3%       |
| 22 - Legal Professions and Studies                                      | 15      | 15      | 14      | 13      | 11      | -4                             | -27%     |
| 23 - English Language and Literature/Letters                            | 31      | 32      | 36      | 39      | 38      | 7                              | 23%      |
| 24 - Liberal Arts and Sciences, General Studies and Humanities          | 104     | 105     | 102     | 100     | 99      | -5                             | -5%      |
| 25 - Library Science  | 1       | 1       | 1       | 1       | 1       | 0                              | 0%       |
| 26 - Biological and Biomedical Sciences                                 | 42      | 44      | 45      | 44      | 47      | 5                              | 12%      |
| 27 - Mathematics and Statistics   | 25      | 28      | 28      | 29      | 30      | 5                              | 20%      |
| 29 - Military Technologies and Applied Sciences                         | 1       | 0       | 0       | 0       | 0       | -1                             | -100%    |
| 30 - Multi/Interdisciplinary Studies                                    | 44      | 47      | 54      | 55      | 63      | 19                             | 43%      |

|  |     |     |     |     |     |    |       |
|--|-----|-----|-----|-----|-----|----|-------|
| 31 - Parks, Recreation, Leisure, Fitness, and Kinesiology                              | 25  | 25  | 27  | 27  | 25  | 0  | 0%    |
| 32 - Basic Skills and Development/Remedial Education                                   | 1   | 2   | 2   | 2   | 2   | 1  | 100%  |
| 36 - Leisure and Recreational Activities   | 1   | 1   | 1   | 1   | 0   | -1 | -100% |
| 38 - Philosophy and Religious Studies  | 11  | 11  | 11  | 9   | 8   | -3 | -27%  |
| 39 - Theology and Religious Vocations  | 0   | 0   | 0   | 2   | 2   | 2  | 200%  |
| 40 - Physical Sciences   | 45  | 46  | 45  | 45  | 44  | -1 | -2%   |
| 41 - Science Technologies/Technicians  | 4   | 4   | 4   | 4   | 5   | 1  | 25%   |
| 42 - Psychology  | 26  | 27  | 26  | 25  | 26  | 0  | 0%    |
| 43 - Homeland Security, Law Enforcement, Firefighting, and Related Protective Services | 188 | 176 | 179 | 199 | 202 | 14 | 7%    |
| 44 - Public Administration and Social Service Professions                              | 37  | 37  | 37  | 39  | 39  | 2  | 5%    |
| 45 - Social Sciences   | 55  | 54  | 52  | 51  | 51  | -4 | -7%   |
| 46 - Construction Trades   | 31  | 39  | 39  | 43  | 46  | 15 | 48%   |
| 47 - Mechanic and Repair Technologies/Technicians                                      | 220 | 223 | 226 | 230 | 226 | 6  | 3%    |
| 48 - Precision Production  | 119 | 119 | 129 | 135 | 131 | 12 | 10%   |
| 49 - Transportation and Material Moving  | 17  | 22  | 26  | 30  | 32  | 15 | 88%   |
| 50 - Visual and Performing Arts  | 87  | 88  | 91  | 91  | 97  | 10 | 11%   |
| 51 - Health Professions and Related Programs   | 454 | 464 | 477 | 468 | 474 | 20 | 4%    |
| 52 - Business, Management, Marketing, and Related Support Services                     | 283 | 324 | 344 | 332 | 324 | 41 | 14%   |
| 54 - History   | 21  | 21  | 20  | 21  | 20  | -1 | -5%   |



## **ANNUAL REPORT ON CONCURRENT EDUCATION**

---

Under Arkansas Code §6-18-223, a public-school student who is enrolled in an Arkansas public school system and has successfully completed the eighth grade is eligible to enroll in a public two-year or four-year institution of higher education to complete a college course for *high school* and *college credit*. Concurrent enrollment allows students to obtain credit toward a high school diploma at the same time they earn college credit. Concurrent enrollment can be taught on a high school campus, college campus, or by distance/digital technology.

This report will focus on the state of concurrent education among Arkansas postsecondary institutions in academic year AY2024 and comparison data from AY2020 through AY2024.

### **INSTITUTIONAL REQUIREMENTS FOR CONCURRENT CREDIT**

#### **Program Accreditation/Authorization**

If a postsecondary institution offers a concurrent credit course(s) on a high school campus taught by a high school teacher, the postsecondary institution must be accredited by the National Alliance of Concurrent Enrollment Partnerships (NACEP) or approved by the Arkansas Higher Education Coordinating Board (AHECB) to offer courses, including courses offered via distance technology, for concurrent credit. A listing of all institutions that are accredited/approved by NACEP or AHECB is listed at the end of this report.

#### **Concurrent Credit Courses**

Concurrent credit courses should be freshman-level and/or sophomore-level college/university courses, or in select cases upper-level courses, approved through the established process of an institution and included in the institutional catalog. General education courses offered for concurrent credit should be listed in the Arkansas Course Transfer System (ACTS). Students taking general education courses that are not part of the Arkansas Course Transfer System must be informed by the institution and high school that the course may not transfer to another college or university. A list of the career and technical education (CTE) courses offered for concurrent credit must be attached to the signed Memorandum of Understanding (MOU) between the high school/school district and the college/university.

The course offered for concurrent credit must meet the same standards as college courses taught on the college/university campus. Students can earn college credit and/or up to one unit of high school credit for successful completion of each general education concurrent course and each blended AP/concurrent course that is a minimum of 3 semester credit hours. Students can earn college credit and/or up to one unit of high school credit for successful completion of each CTE course that is a minimum of 3 semester credit hours.

The college/university administration must exercise direct oversight of all aspects of the concurrent course, including participation in the faculty selection, orientation, professional development, and evaluation processes.

### **Concurrent Course Ownership**

Postsecondary institutions must demonstrate “ownership” of any course offered for concurrent credit for which students are reported.

Ownership of courses means that the college/university will:

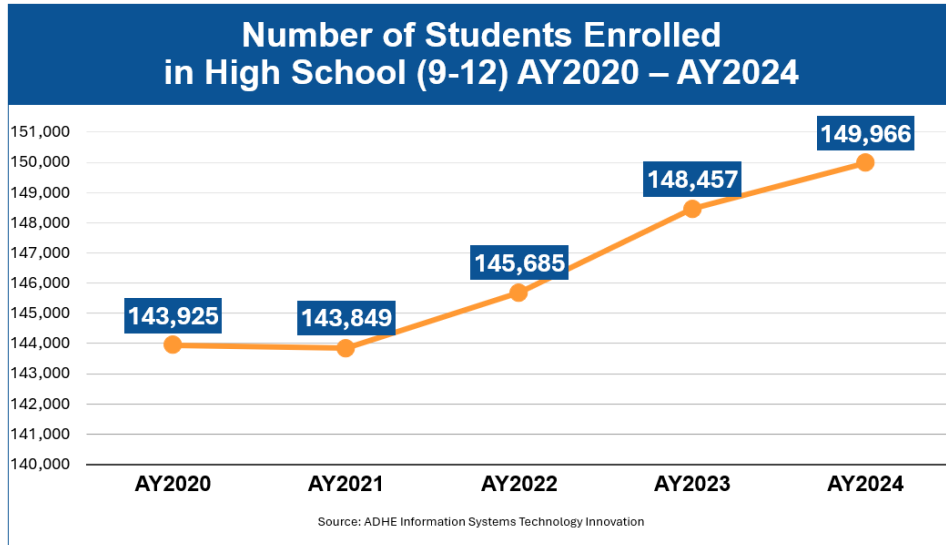
- Provide the instructors with appropriate training and orientation in course curriculum, assessment criteria, course philosophy, and administrative requirements after approval of the instructors to teach the college/university courses.
- Ensure that instructors receive continuing collegial interaction with college faculty through professional development, required seminars, and site visits. These interactions will address topics such as course content, course delivery, student learning assessment, in-class evaluation, and professional development in the field of study.
- Ensure that students have the opportunity to utilize institutional resources including the college/university library and academic advising on the college/university campus.

Simply awarding college credit to students who are enrolled in concurrent courses offered by a sponsoring college/university does not meet the principle of “course ownership” as described above.

**AY24 CONCURRENT EDUCATION SUMMARY**

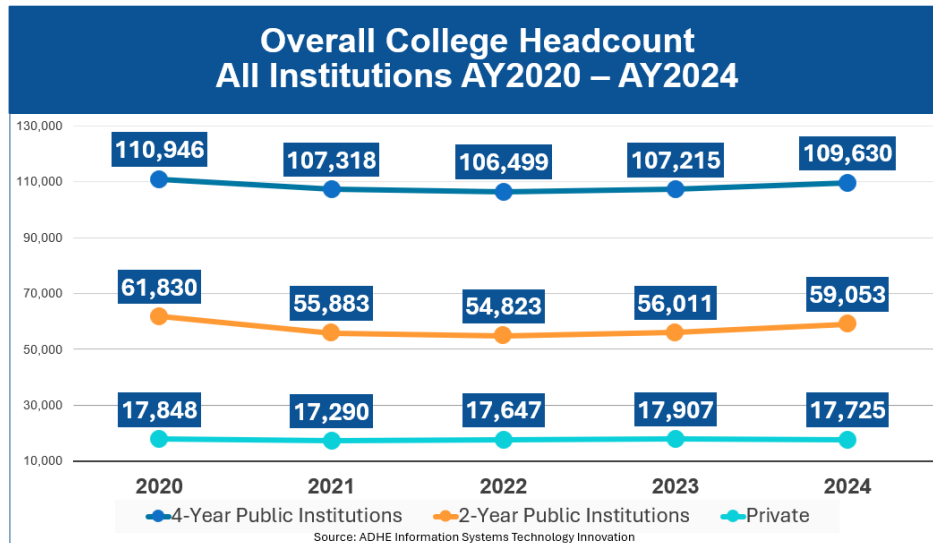
High school student enrollment sets the stage for the growth and potential of concurrent enrollment across the state. For the last two years, the overall number of students enrolling in high school has increased. The percentage of high school enrollment has increased, by 4.1% over the past five years, when comparing AY2020 to AY2024.

Graph 1 details the number of all high school students (9-12 grade) enrolled by academic year 2024. As the graph notes, the number of high school students has increased steadily over a three-year period, particularly increasing 1.28% in AY2022, 1.90% in AY2023, and 1.02% in AY2024.



Graph 1: Number of Students Enrolled in High School, grades 9-12.

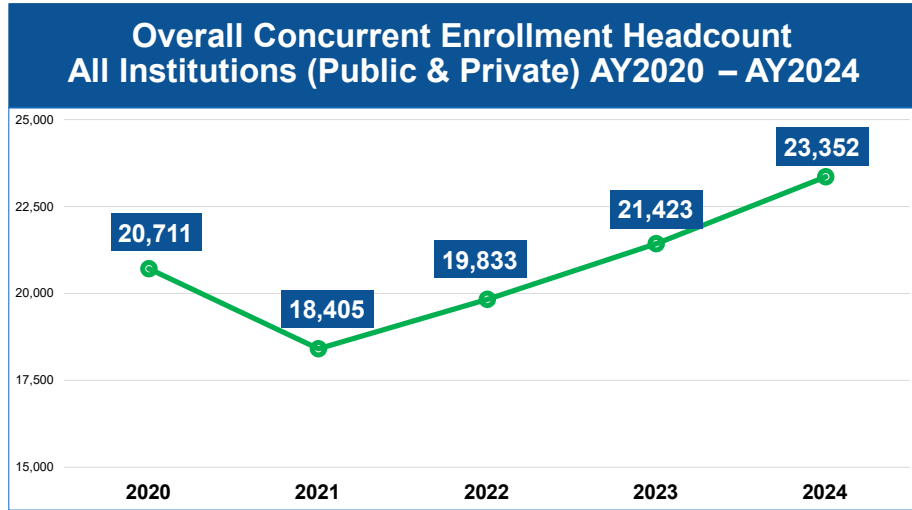
Overall college student headcount trends are meaningful to consider because these enrollment numbers are inclusive of concurrent students. Graph 2 below highlights the number of overall college headcount within 3 sectors: 4-year public, 2-year public, and private institutions during a five-year timeframe. Overall growth has been steady over the last two years; however, the headcount numbers are slightly lower than AY2020 headcounts. If you compare academic years, AY2020 compared to AY2024, for 4-year public institutions, there was a -1.19% decrease, 2-year institutions, there was a -4.49% decrease, and private institutions, there was a -0.69% decrease compared to AY2020 enrollment.



Graph 2: Overall College Headcount, All Institutions AY2020 – AY2024.

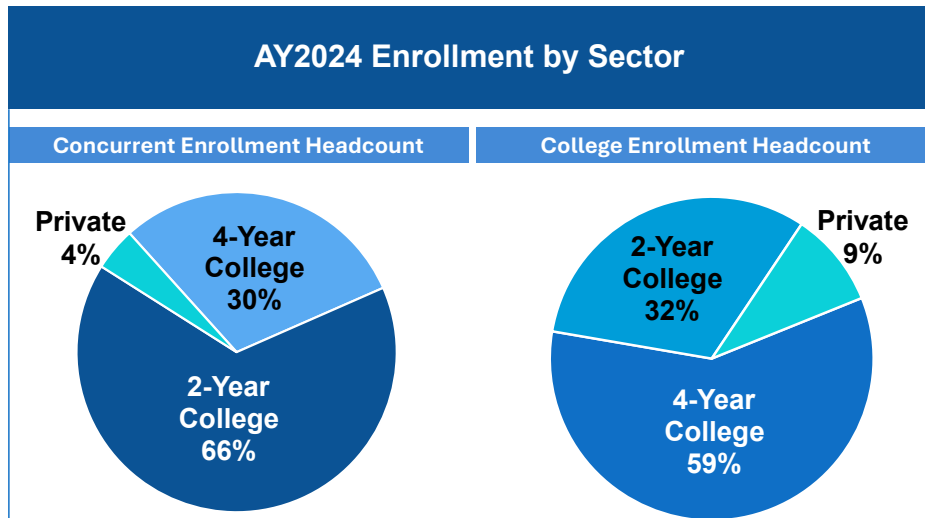
**STATE OF CONCURRENT EDUCATION IN ARKANSAS**

The state continues to experience increased gains in the total number of postsecondary concurrent enrollments, post-pandemic. Graph 3 details growth of overall concurrent enrollment headcounts for all types of institutions across the state. In retrospect, comparing AY2020 to AY2024, there was a 12.75% increase of students enrolled in concurrent education.



Graph 3: Overall Concurrent Enrollment Headcount, All Institutions (Public & Private) AY2020 – AY2024.

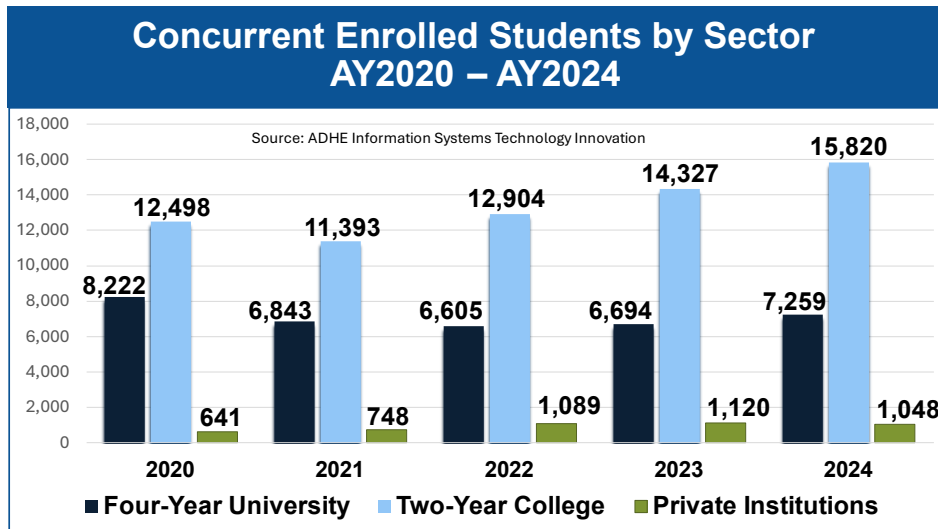
In comparison, Graph 4, AY2024 enrollment by sector details the percentage of concurrent enrolled students, grades 9-12 and the percentage of college enrolled students, within each respective institution type. The Concurrent Enrollment Headcount graph details a significant percentage (66%) of 9-12 high students are enrolled in concurrent credit at 2-Year colleges across the state. Conversely, 2-Year colleges enroll a smaller percentage (32%) of overall college enrollment headcount.



Graph 4: AY2024 Enrollment by Sector, Comparing Concurrent Enrollment to College Enrollment.

The percentages shown in Graph 5 reflect the diverse nature of student populations across sectors; both concurrent and college enrollment has growth potential. Although there are several reasons why 2-year colleges have experienced concurrent enrollment growth, some possible considerations are expanded concurrent offerings and flexible course modality options.

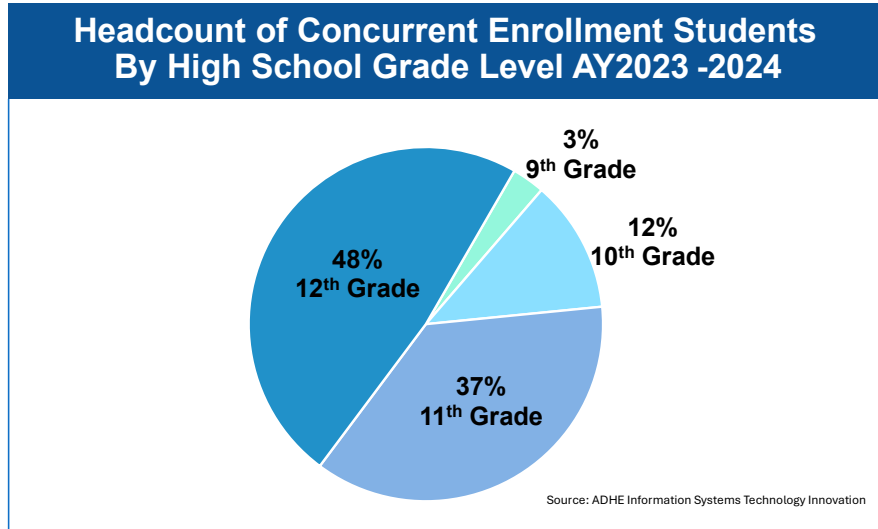
When comparing 5-year concurrent enrollment trends by sector, the 4-year public college concurrent enrollments have experienced a -11.71% decrease since AY2020. In contrast, the 2-year public college concurrent enrollments have experienced a 26.58% increase since AY2020.



Note: # of concurrent students enrolled by sector may be duplicated if they attended more than one sector.

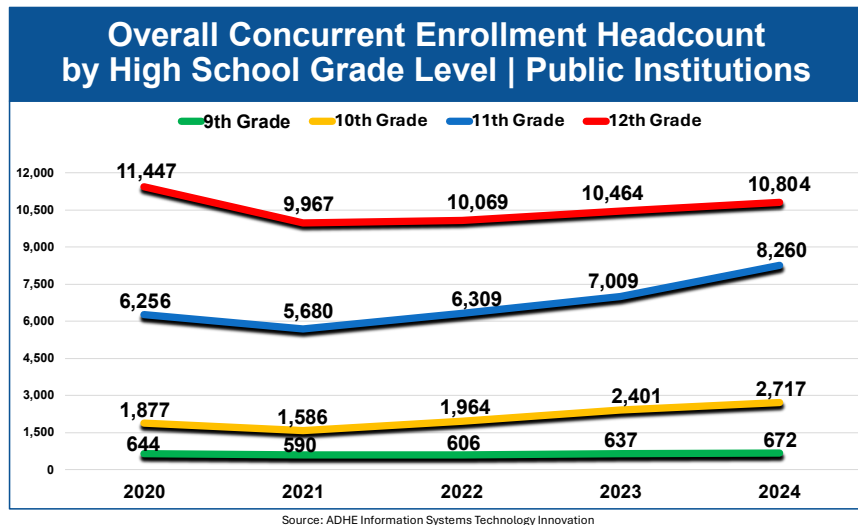
Graph 5: Number of Concurrent Enrolled Students by Sector.

The majority of concurrent students taking courses at public colleges and universities were in twelfth grade, with 85% in either eleventh or twelfth grade during AY2023-2024. Furthermore, Graph 6 highlights the concurrent enrolled high school students within each grade level, 9-12. The breakdown shown below is approximately 48% twelfth grade, 37% eleventh grade, 12% tenth grade, and 3% ninth grade concurrent students.



Graph 6: Headcount of Concurrent Enrollment Students by High School Grade Level, AY2023 - 2024.

Graph 7 details a five-year trend of the number of high school students (9-12) enrolled in concurrent credit. While all grade levels have increased enrollment over the past three years, some grades have experienced more growth. Although twelfth grade continues to experience the largest participation in concurrent enrollment, in comparison to AY2020 to AY2024, this grade level has seen a -5% decrease. Conversely, eleventh and tenth grades have seen increases in the amount of 24% and 30%, respectively.



Graph 7: Overall Concurrent Enrollment Headcount by High School Grade Level, Public Institutions.

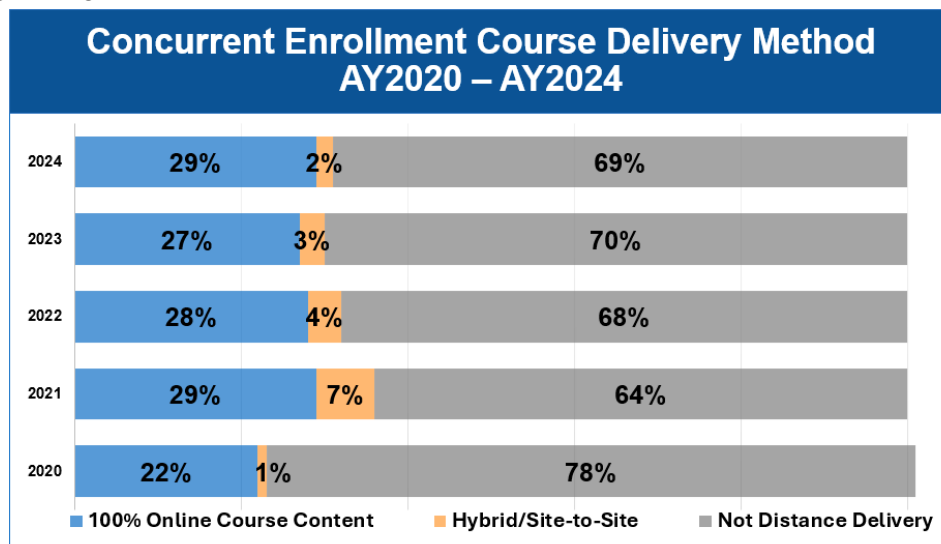
The increased enrollment of concurrent credit will be dependent on all ethnicities continuing to grow. As shown in Graph 8, some concurrent student populations remain underrepresented, however during AY2024, both the Hispanic and Black populations, experienced a percentage growth in concurrent enrollment over the past three years.

| Concurrent Enrollment Headcount by Ethnicity<br>AY2020 – AY2024 |                  |                  |                  |                  |                  |
|---|------------------|------------------|------------------|------------------|------------------|
| Race/Ethnicity  | 2020             | 2021             | 2022             | 2023             | 2024             |
| <b>Asian</b>  | 338<br>1.67%     | 377<br>2.12%     | 384<br>2.03%     | 406<br>1.98%     | 460<br>2.05%     |
| <b>Black</b>  | 2,316<br>11.45%  | 1,535<br>8.61%   | 1,839<br>9.71%   | 2,135<br>10.41%  | 2,442<br>10.88%  |
| <b>Hispanic</b>   | 1,764<br>8.72%   | 1,595<br>8.95%   | 1,712<br>9.04%   | 2,038<br>9.94%   | 2,373<br>10.57%  |
| <b>Other*</b>   | 1,267<br>6.26%   | 1,332<br>7.47%   | 1,246<br>6.58%   | 1,282<br>6.25%   | 1,397<br>6.22%   |
| <b>White</b>  | 14,539<br>71.89% | 12,984<br>72.85% | 13,767<br>72.66% | 14,650<br>71.43% | 15,781<br>70.28% |

\*"Other" includes small populations of students as American Indian, Hawaiian, Multi-Racial (two or more races), Non-US Resident, or Unknown. Source: ADHE Information Systems Technology Innovation

Graph 8: Concurrent Credit Enrollment Headcount by Ethnicity.

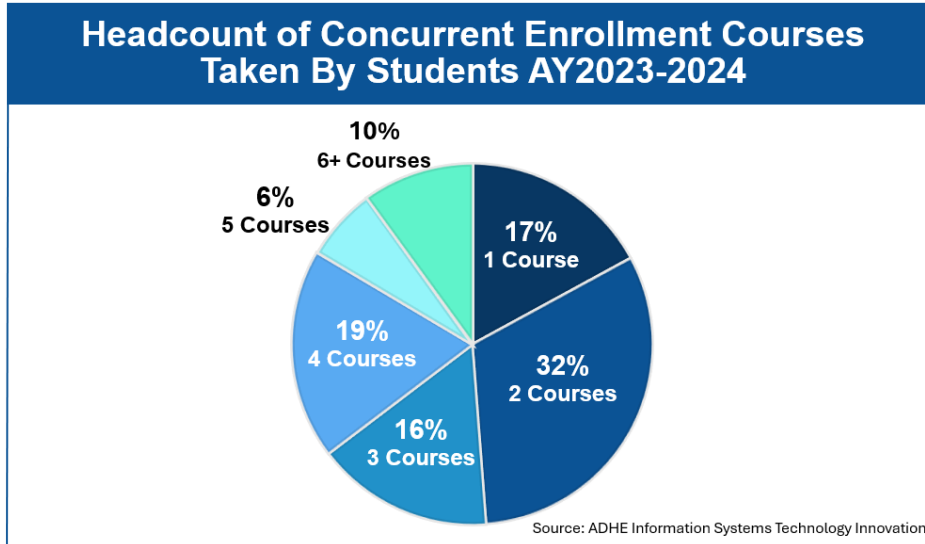
Since most institutions offer general education courses (which are included in the Arkansas Course Transfer System (ACTS)) and Career and Technical Education (CTE) courses, concurrent students have a vast array of course offerings based on their needs. Graph 9 shows concurrent course delivery method percentages from AY2020-AY2024.



Graph 9: Concurrent Enrollment Course Delivery Method.



For AY2023 - 2024, 65% of students enrolled in at least 3 or fewer concurrent courses. 3,710 (16%) enrolled 15 or more credit hours potentially earning at least one semester of college credit in one year of high school.



Graph 10: Concurrent Enrollment Course Delivery Method.

Arkansas public institutions offer diverse concurrent enrollment courses across a wide range of subject areas and degree programs. Highlighted in Graph 11, many high school students enroll in general education courses which are guaranteed to be transferable through the ADHE Arkansas Course Transfer System (ACTS). The area with the largest number of enrollments is within the (22) English Language and Literature/Letters CIP Code.

### Concurrent Enrollment General Academic Programs by CIP Code AY2020 – AY2024

| CIP Category   | AY20   | AY21   | AY22   | AY23   | AY24   |
|--|--------|--------|--------|--------|--------|
| 22 - English Language and Literature/Letters                   | 13,007 | 12,025 | 12,419 | 13,143 | 13,761 |
| 27 - Mathematics and Statistics                                | 7,668  | 7,067  | 7,206  | 7,390  | 7,515  |
| 51 - Health Services/Allied Health/Health Sciences, General.   | 4,975  | 4,816  | 5,123  | 4,917  | 5,962  |
| 54 - History   | 2,510  | 2,174  | 2,122  | 3,055  | 3,398  |
| 47 - Mechanics and Repairers, General.                         | 1,871  | 1,913  | 2,102  | 2,090  | 2,403  |
| 48 - Precision Production Trades, General.                     | 1,390  | 1,356  | 1,510  | 1,907  | 2,354  |
| 24 - Liberal Arts and Sciences, General Studies and Humanities | 1,408  | 1,415  | 1,487  | 1,517  | 1,715  |
| 26 - Biological and Biomedical Sciences                        | 1,241  | 1,203  | 1,277  | 1,442  | 1,479  |
| 09 - Communication, Journalism, and Related Programs           | 820    | 1,003  | 1,008  | 1,088  | 1,348  |
| 50 - Visual and Performing Arts                                | 1,829  | 1,413  | 1,258  | 1,293  | 1,342  |
| Other Fields   | 2,965  | 2,373  | 2,574  | 2,786  | 3,222  |

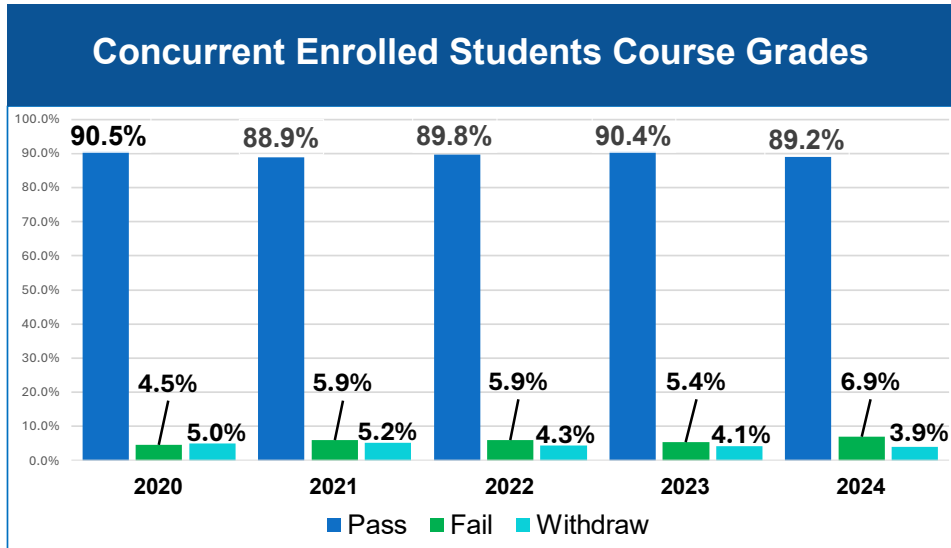
Graph 11: Concurrent Enrollment General Academic Programs by CIP Code, AY2020-AY2024.

Furthermore, according to Graph 12, enrollment in most Career and Technical Education (CTE) CIP categories has increased over the last three-year period, yet the numbers show a slight decline during AY2021. The most common Career and Technical Education CIP Category courses in Arkansas are in (51) Health Services/Allied Health, followed by (47) Mechanics, and (48) Precision Production Trades.

| Concurrent Enrollment Career and Technical Education Programs by CIP Code AY2020 – AY2024 |       |       |       |       |       |
|---|-------|-------|-------|-------|-------|
| CIP Category  | AY20  | AY21  | AY22  | AY23  | AY24  |
| 51 - Health Services/Allied Health/Health Sciences, General.                              | 4,502 | 3,897 | 5,207 | 5,680 | 6,616 |
| 47 - Mechanics and Repairers, General.  | 2,690 | 1,994 | 2,753 | 3,161 | 4,145 |
| 48 - Precision Production Trades, General.  | 2,749 | 2,153 | 2,716 | 3,212 | 3,634 |
| 46 - Construction Trades, General.  | 461   | 527   | 972   | 1,112 | 1,423 |
| 52 - Business, Management, Marketing, and Related Support Services                        | 1,089 | 843   | 1,065 | 966   | 1,289 |
| 14 - Engineering Technologies/Technicians, General.                                       | 558   | 454   | 664   | 868   | 1,189 |
| Computer and Information Sciences and Support Services                                    | 1,001 | 825   | 917   | 890   | 948   |
| 43 - Homeland Security, Law Enforcement, Firefighting and Related Protective Services     | 1,380 | 789   | 1,002 | 720   | 695   |
| 13 - Education  | 255   | 147   | 143   | 753   | 566   |
| 12 - Personal and Culinary Services   | 831   | 363   | 296   | 464   | 493   |
| Other CTE Fields  | 2,542 | 2,168 | 1,936 | 1,977 | 2,308 |

Graph 12: Concurrent Enrollment Career and Technical Education Programs by CIP Code, AY2020-AY2024.

Within Graph 13, the overall pass rate for students enrolled in concurrent courses in AY2024 was 89.2%, with a decrease of 1.3% over the last five years. Unfortunately, the percentage of students who failed concurrent courses increased over time, while the percentage of students who withdrew has decreased.



Source: ADHE Information Systems Technology Innovation

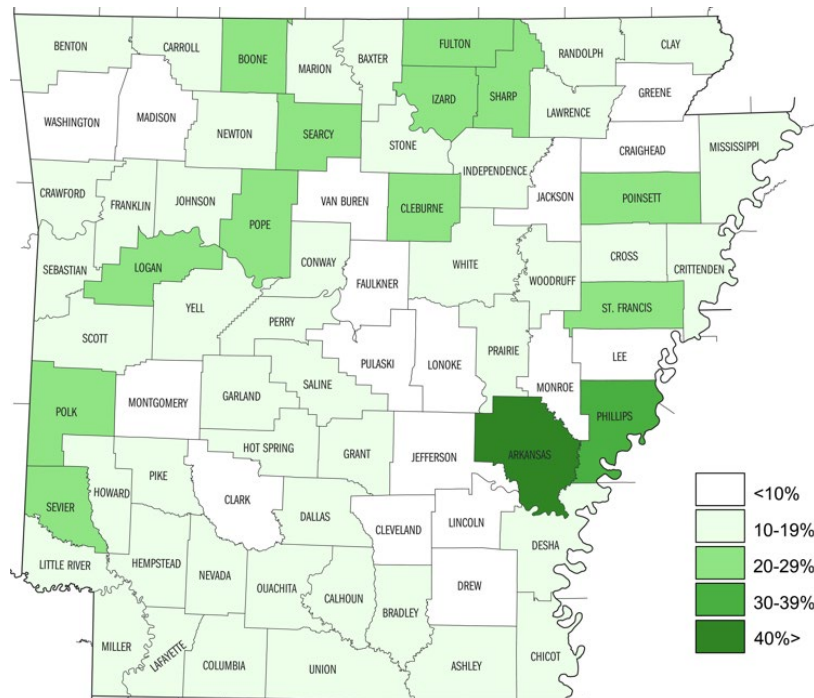
Graph 13: Concurrent Enrolled Students Course Grades, AY2020-AY2024.

According to Graph 14, 91.1% of concurrent enrolled students received a passing grade of an A, B, or C in General education courses, which are often identified as Gateway courses, such as Math, English, and History.

| Concurrent Enrollment Grades AY2020 – AY2024   |       |       |       |       |       |
|--|-------|-------|-------|-------|-------|
| Academic Type                                  | 2020  | 2021  | 2022  | 2023  | 2024  |
| <b>General Education Course</b>                |       |       |       |       |       |
| Pass   | 92.9% | 90.8% | 91.5% | 91.9% | 91.1% |
| Fail   | 3.6%  | 4.7%  | 4.6%  | 4.4%  | 5.5%  |
| Withdraw                                       | 3.5%  | 4.5%  | 3.9%  | 3.6%  | 3.4%  |
| <b>Career Technical Education (CTE) Course</b> |       |       |       |       |       |
| Pass   | 84.8% | 83.8% | 85.1% | 86.7% | 84.8% |
| Fail   | 7.0%  | 9.5%  | 9.5%  | 8.1%  | 10.2% |
| Withdraw                                       | 8.2%  | 6.7%  | 5.4%  | 5.2%  | 5.0%  |
| <b>Advanced Placement/Concurrent Blend</b>     |       |       |       |       |       |
| Pass   | 94.3% | 94.1% | 95.6% | 95.1% | 94.7% |
| Fail   | 3.4%  | 2.6%  | 2.4%  | 2.4%  | 2.5%  |
| Withdraw                                       | 2.3%  | 3.3%  | 2.0%  | 2.6%  | 2.8%  |

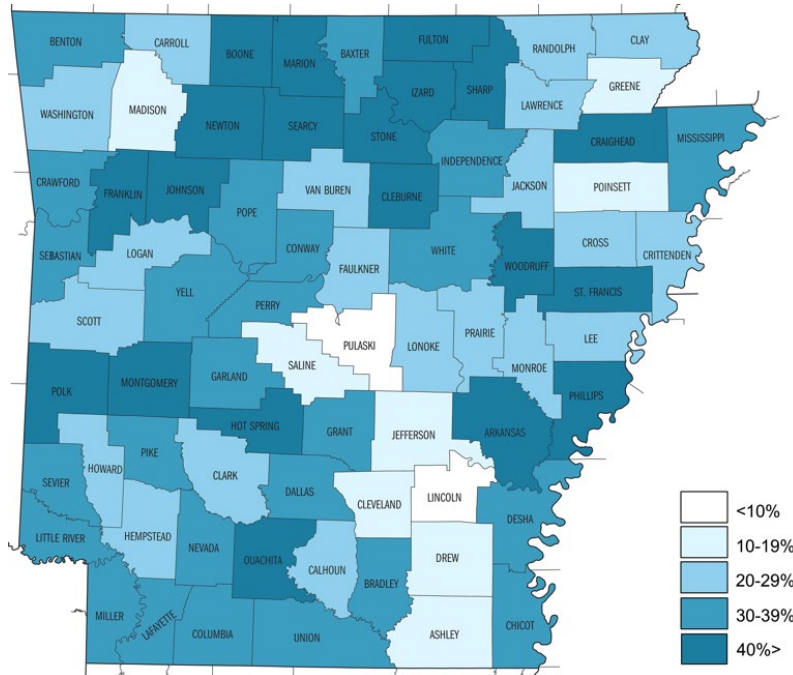
Graph 14: Concurrent Enrollment Grades, AY2020-AY2024.

Map 1 detailed below shows the percentage of AY2024 9-12 grade high school students who enrolled in concurrent by county. Arkansas County had 40% or greater and Phillips County shows 30% - 39% AY2024 9-12 grade high school students enrolled in concurrent.



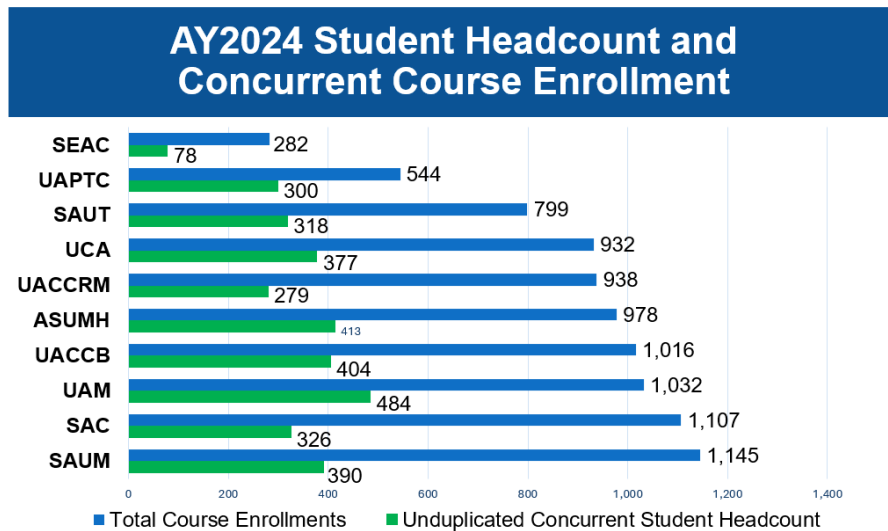
Map 1: AY2024 Percentage of 9-12 High School Students Enrolled in Concurrent by County.

Conversely, Map 2, displays the AY2024 percentage of high school graduates who took concurrent by County. 20 Arkansas Counties have graduated 40% or more students who took concurrent credit while in high school during the AY2023-2024 school year. Whereas 25 counties showed 30-39% of graduates took concurrent.

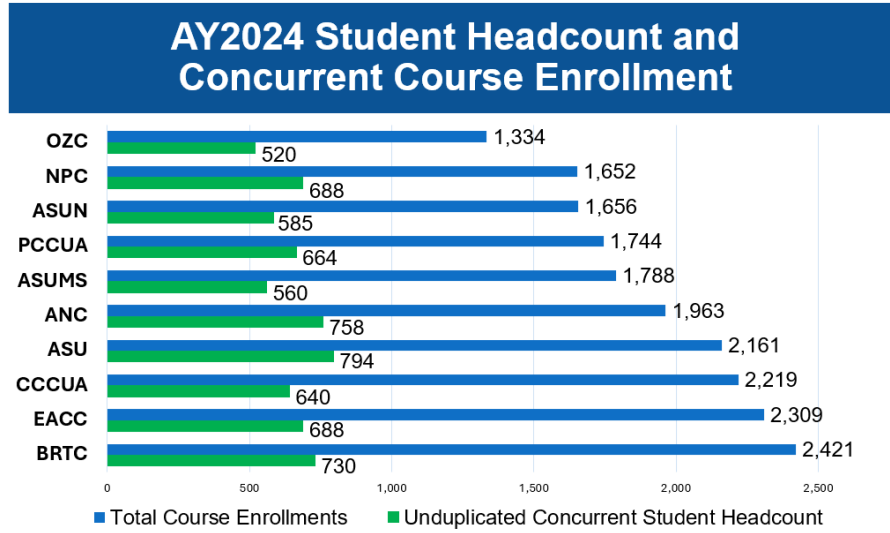


Map 2: AY2024 Percentage of High School Graduates Who Took Concurrent by County.

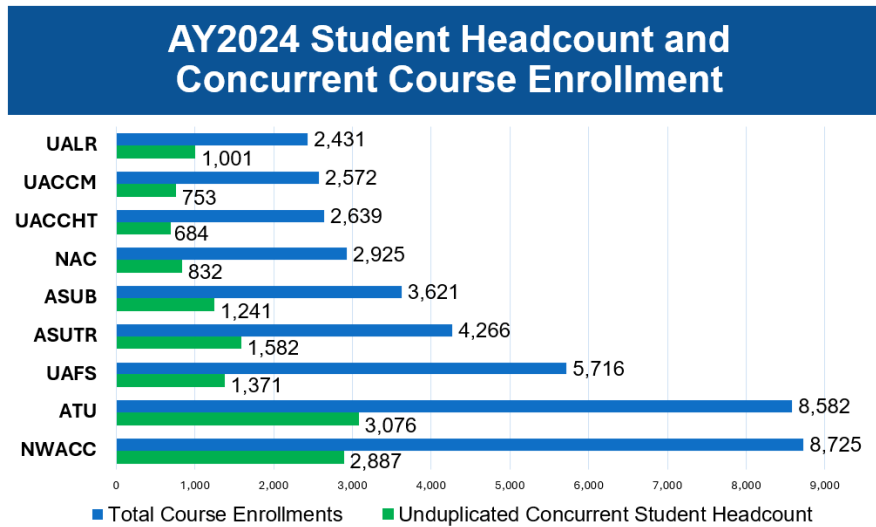
Graphs 15, 16, and 17, show AY2024 total course enrollments and concurrent student headcounts for each public institution in Arkansas, sorted by lowest to highest total course enrollment. Please note, the scale for each of the following three graphs has been adjusted to provide better visuals.



Graph 15: AY2024 Student Headcount and Concurrent Course Enrollment by Institution.



Graph 16: AY2024 Student Headcount and Concurrent Course Enrollment by Institution.



Graph 17: AY2024 Student Headcount and Concurrent Course Enrollment by Institution.

**Concurrent Graduate Data**

Within Table 1, the college-going rate for all high school graduates has decreased over a six-year period from 51.0% in AY2017 to 42.1% in AY2022. Also, college-going rates for students who took concurrent credit are marginally higher than for students who did not take concurrent credit. Fall to fall retention rates are significantly higher for students who took concurrent credit, than for students who did not take concurrent credit.

| Concurrent Credit Graduates Overview |   |                                   |  |                                   |  |
|--------------------------------------|---|-----------------------------------|--|-----------------------------------|--|
| High School Graduation Year          | College Going Rate  |                                   |  | Fall to Fall Retention            |  |
|                                      | % of HS grads who attended the Fall term after graduation | % of students who took concurrent | % of students who <u>did not</u> take concurrent | % of students who took concurrent | % of students who <u>did not</u> take concurrent |
| 2022                                 | 42.1%   | 51.0%                             | 49.0%  | 81.4%                             | 66.6%  |
| 2021                                 | 42.1%   | 51.9%                             | 48.2%  | 79.7%                             | 64.9%  |
| 2020                                 | 44.2%   | 53.5%                             | 46.6%  | 76.7%                             | 61.3%  |
| 2019                                 | 48.5%   | 52.6%                             | 47.4%  | 79.6%                             | 63.9%  |
| 2018                                 | 49.6%   | 51.4%                             | 48.6%  | 79.4%                             | 65.4%  |
| 2017                                 | 51.0%   | 51.4%                             | 48.7%  | 79.9%                             | 65.9%  |

Source: ADHE Information Systems Technology Innovation

Table 1: Concurrent Credit Graduates Overview.

For the following table, the time to degree rate is set at 150% or 6 years. Table 2 compares percentages of concurrent students who completed their first credential compared to those students who did not take concurrent credit and as displayed, students who took concurrent credit fared far better overall by nearly 11%. Concurrent students also fared better overall when looking specifically at finishing bachelor’s degrees.

| Concurrent Credit Completion Comparisons |  |   |  |   |  |
|--|--|---|--|---|--|
| High School Graduation Year              | Time to Degree Completion (150% = 6 years) | Students Who Finished Any Type of Credential                    |  | Students Who Finished Bachelor Degree or Higher Credential        |  |
|  |  | % of students who finished their credential who took concurrent | % of students who finished credential who <u>did not</u> take concurrent | % of students who finished Bachelor or higher who took concurrent | % of students who finished Bachelor or higher who <u>did not</u> take concurrent |
| 2017                                     | 6  | 32.2%   | 20.9%  | 68.3%   | 58.8%  |
| 2016                                     | 6  | 30.8%   | 21.9%  | 70.1%   | 60.0%  |
| 2015                                     | 6  | 29.3%   | 22.9%  | 69.7%   | 60.7%  |

Source: ADHE Information Systems Technology Innovation

Table 2: Concurrent Credit Completion Comparisons.

**Annual Report Concurrent Education Appendices**

- Appendix A AY2020 – AY2024 Public Institution Total Course Enrollments
- Appendix B Accredited by National Alliance of Concurrent Enrollment Partnerships (NACEP)
- Appendix C Arkansas Institutions Approved by Arkansas Higher Education Coordinating Board
- Appendix D Listing of MOUs for 2024-2025 Academic Year
- Appendix E 2023-2024 Listing of Tuition Amounts Charged to Students from AHECB Institutions

**Appendix A  
AY2020 – AY2024 Public Institution Total Course Enrollments**

| Institution         | 2020              | 2021              | 2022              | 2023              | 2024              | 4-yr Change  |
|---------------------|-------------------|-------------------|-------------------|-------------------|-------------------|--------------|
|                     | Total Enrollments | Total Enrollments | Total Enrollments | Total Enrollments | Total Enrollments |              |
| <b>UA System</b>    |                   |                   |                   |                   |                   |              |
| UAFS                | 5,319             | 4,836             | 5,010             | 4,961             | 5,716             | 7.5%         |
| UALR                | 3,630             | 2,896             | 2,919             | 2,904             | 2,431             | -33.0%       |
| UAM                 | 887               | 694               | 654               | 813               | 1,032             | 16.3%        |
| UAPB                | 25                | 91                | 9                 |                   |                   | -100.0%      |
| CCCUA               | 2,216             | 1,975             | 1,791             | 1,958             | 2,219             | 0.1%         |
| PCCUA               | 2,112             | 1,160             | 1,608             | 1,417             | 1,744             | -17.4%       |
| UACCB               | 1,401             | 1,124             | 993               | 947               | 1,016             | -27.5%       |
| UACCHT              | 1,791             | 1,594             | 1,600             | 2,013             | 2,639             | 47.3%        |
| UACCM               | 736               | 764               | 1,072             | 1,152             | 2,572             | 249.5%       |
| UACCRM              | 831               | 872               | 691               | 790               | 938               | 12.9%        |
| UAPTC               | 1,563             | 784               | 371               | 627               | 544               | -65.2%       |
| <b>ASU System</b>   |                   |                   |                   |                   |                   |              |
| ASU                 | 2,355             | 2,371             | 2,365             | 2,026             | 2,161             | -8.2%        |
| HSU                 | 1,681             | 17                | 30                | 29                |                   | -100.0%      |
| ASUB                | 2,447             | 2,401             | 2,941             | 3,610             | 3,621             | 48.0%        |
| ASUMH               | 1,018             | 1,097             | 1,028             | 1,063             | 978               | -3.9%        |
| ASUMS               | 2,156             | 1,772             | 1,581             | 1,642             | 1,788             | -17.1%       |
| ASUN                | 1,616             | 1,591             | 1,721             | 1,207             | 1,656             | 2.5%         |
| ASUTR               | 862               | 1,936             | 3,625             | 3,972             | 4,266             | 394.9%       |
| <b>Independents</b> |                   |                   |                   |                   |                   |              |
| ATU                 | 9,418             | 8,460             | 7,740             | 7,841             | 8,582             | -8.9%        |
| SAUM                | 1,038             | 857               | 1,011             | 1,000             | 1,145             | 10.3%        |
| UCA                 | 899               | 787               | 938               | 858               | 932               | 3.7%         |
| ANC                 | 1,407             | 1,327             | 1,576             | 1,694             | 1,963             | 39.5%        |
| BRTC                | 1,146             | 1,115             | 1,450             | 2,388             | 2,421             | 111.3%       |
| EACC                | 1,259             | 853               | 1,315             | 2,065             | 2,309             | 83.4%        |
| NAC                 | 1,195             | 1,386             | 2,366             | 2,687             | 2,925             | 144.8%       |
| NPC                 | 1,306             | 1,199             | 1,069             | 1,059             | 1,652             | 26.5%        |
| NWACC               | 6,033             | 5,889             | 6,333             | 8,266             | 8,725             | 44.6%        |
| OZC                 | 1,027             | 1,001             | 1,285             | 1,154             | 1,334             | 29.9%        |
| SAC                 | 910               | 837               | 883               | 1,001             | 1,107             | 21.6%        |
| SAUT                | 1,177             | 664               | 836               | 819               | 799               | -32.1%       |
| SEAC                | 566               | 421               | 658               | 265               | 282               | -50.2%       |
| <b>Grand Total</b>  | <b>60,027</b>     | <b>52,771</b>     | <b>57,469</b>     | <b>62,228</b>     | <b>69,497</b>     | <b>15.8%</b> |





**Appendix B**

**Arkansas Institutions Accredited by the National Alliance of Concurrent Enrollment Partnerships (NACEP)**

| <b>Institution</b>                                     | <b>Concurrent Enrollment Partnership</b>             | <b>Initially Accredited</b> | <b>Reaccredited</b> | <b>Accredited Through Academic Year</b> |
|--|--|-----------------------------|---------------------|---|
| Arkansas State University Beebe                        | Concurrent Enrollment                                | 2009                        | 2017                | 2024-2025                               |
| Arkansas State University Jonesboro                    | Concurrent Classes                                   | 2010                        | 2017                | 2024-2025                               |
| Arkansas State University Newport                      | Concurrent Enrollment Program                        | 2009                        | 2016                | 2023-2024                               |
| Arkansas State University Three Rivers                 | Concurrent Enrollment Program                        | 2009                        | 2024                | 2030-2031                               |
| National Park College                                  | Concurrent High School Student                       | 2010                        | 2017                | 2024-2025                               |
| North Arkansas College                                 | Concurrent Enrollment Partnership                    | 2012                        | 2019                | 2026-2027                               |
| Northwest Arkansas College                             | Early College Experience                             | 2012                        | 2019                | 2023-2024                               |
| Phillips Community College                             | Concurrent Enrollment                                | 2010                        | 2017                | 2024-2025                               |
| Southern Arkansas University-Magnolia                  | Concurrent Enrollment Program                        | 2010                        | 2017                | 2024-2025                               |
| University of Arkansas Community College at Batesville | UACCB Concurrent Credit                              | 2012                        | 2019                | 2026-2027                               |
| University of Arkansas Hope-Texarkana                  | Your Bridge to College Concurrent Enrollment Program | 2011                        | 2017                | 2024-2025                               |
| University of Arkansas-Little Rock                     | High School Concurrent Enrollment Program            | 2009                        | 2017                | 2024-2025                               |
| University of Central Arkansas                         | Concurrent Enrollment Program                        | 2012                        | 2019                | 2026-2027                               |



**Appendix C**

**Arkansas Institutions approved by the Arkansas Higher Education Coordinating Board**

| <b>Institution</b>                                    | <b>Concurrent Enrollment Partnership</b> | <b>Initially Accredited</b> | <b>Reaccredited</b> | <b>Accredited Through Academic Year</b> |
|---|--|-----------------------------|---------------------|---|
| Arkansas Northeastern College                         | Concurrent Courses                       | 2015                        | 2020                | 2024-2025                               |
| Arkansas State University Mid-South                   | Concurrent Courses                       | 2015                        | 2020                | 2024-2025                               |
| Arkansas State University Mountain Home               | Concurrent Courses                       | 2015                        | 2020                | 2024-2025                               |
| Arkansas Tech University                              | Concurrent Courses                       | 2015                        | 2020                | 2024-2025                               |
| Arkansas Tech University Ozark                        | Concurrent Courses                       | 2015                        | 2020                | 2024-2025                               |
| Black River Technical College                         | Concurrent Courses                       | 2015                        | 2020                | 2024-2025                               |
| Cossatot Community College                            | Concurrent Courses                       | 2015                        | 2020                | 2024-2025                               |
| East Arkansas Community College                       | Concurrent Courses                       | 2015                        | 2020                | 2024-2025                               |
| Henderson State University                            | Concurrent Courses                       | 2015                        | 2020                | 2024-2025                               |
| Ozarka College  | Concurrent Courses                       | 2015                        | 2020                | 2024-2025                               |
| Shorter College                                       | Concurrent Courses                       | 2019                        |                     | 2023-2024                               |
| South Arkansas College                                | Concurrent Courses                       | 2015                        | 2020                | 2024-2025                               |
| Southeast Arkansas College                            | Concurrent Courses                       | 2015                        | 2020                | 2024-2025                               |
| Southern Arkansas University Tech                     | Concurrent Courses                       | 2015                        | 2020                | 2024-2025                               |
| University of Arkansas at Fort Smith                  | Concurrent Courses                       | 2015                        | 2020                | 2024-2025                               |
| University of Arkansas at Monticello                  | Concurrent Courses                       | 2015                        | 2020                | 2024-2025                               |
| University of Arkansas at Pine Bluff                  | Concurrent Courses                       | 2015                        | 2020                | 2024-2025                               |
| University of Arkansas Community College at Morrilton | Concurrent Courses                       | 2015                        | 2020                | 2024-2025                               |

| <b>Institution</b>  | <b>Concurrent Enrollment Partnership</b> | <b>Initially Accredited</b> | <b>Reaccredited</b> | <b>Accredited Through Academic Year</b> |
|---|--|-----------------------------|---------------------|---|
| University of Arkansas Community College at Rich Mountain | Concurrent Courses                       | 2015                        | 2020                | 2024-2025                               |
| University of Arkansas Pulaski Technical College          | Concurrent Courses                       | 2015                        | 2020                | 2024-2025                               |
| Champion Christian College                                | Concurrent Courses                       | 2022                        |                     | 2026-2027                               |
| Harding University  | Concurrent Courses                       | 2021                        |                     | 2025-2026                               |
| Ouachita Baptist University                               | Concurrent Courses                       | 2021                        |                     | 2025-2026                               |
| Crowley's Ridge College                                   | Concurrent Courses                       | 2021                        |                     | 2025-2026                               |
| Central Baptist College                                   | Concurrent Courses                       | 2022                        |                     | 2026-2027                               |
| Baptist Health College – Little Rock                      | Concurrent Courses                       | 2024                        |                     | 2028-2029                               |

**Appendix D**

**Listing of MOUs for 2024-2025 Academic Year**

Arkansas Public Colleges and Universities Offering Concurrent Courses  
at Arkansas High Schools

**Four-Year Institutions**

**Arkansas State University-Jonesboro ([www.astate.edu/](http://www.astate.edu/))**

|                                |                            |
|--------------------------------|----------------------------|
| Arkansas Virtual Academy       | Jonesboro High School      |
| ARTS Academy High School       | McGehee High School        |
| Bentonville Schools            | Nettleton Schools          |
| Central High School            | Paragould High School      |
| Lavaca High School             | Ridgefield Christian       |
| Corning High School            | Valley Springs High School |
| Gravette High School           | Valley View High School    |
| Greene County Tech High School | Westside High School       |
| Jessieville High School        |                            |

**Arkansas Tech University ([www.atu.edu/](http://www.atu.edu/))**

|   |                                    |
|---|------------------------------------|
| Alma High School                                  | Greenwood High School              |
| Arkansas School for the Blind & Visually Impaired | Guy Perkins High School            |
| Bauxite High School                               | Magazine High School               |
| Cedarville High School                            | Mansfield High School              |
| Charleston High School                            | Ozark High School                  |
| Clarksville High School                           | Russellville High School           |
| County Line High School                           | South Side Bee Branch              |
| Dardanelle High School                            | Van Buren High School              |
| Dover High School                                 | Virtual Arkansas Concurrent Campus |
|   | Western Yell County High School    |

**Southern Arkansas University ([www.saum.edu](http://www.saum.edu/))**

|                                  |                       |
|----------------------------------|-----------------------|
| Arkansas Connections Academy     | Comm. Central Academy |
| Arkansas Virtual Academy         | DeSoto High School    |
| Baptist Preparatory School       | Emerson High School   |
| Benton Harmony Grove High School | Glen Rose High School |
| Bradley High School              | Gurdon High School    |
| Columbia Christian School        | Magnolia High School  |

**University of Arkansas – Fort Smith ([www.uafs.edu](http://www.uafs.edu/))**

|                             |                               |
|-----------------------------|-------------------------------|
| ASMSA                       | Greenwood School District     |
| Booneville School District  | Hackett School District       |
| Cedarville School District  | Lavaca School District        |
| Charleston High School      | Mansfield High School         |
| County Line High School     | Mountainburg High School      |
| Fort Smith Public Schools   | Prairie Grove School District |
| Future School of Fort Smith | Union Christian Academy       |
| Grace Academy               |                               |

**University of Arkansas at Little Rock** ([www.ualr.edu](http://www.ualr.edu))

eStem High School  
Greenbrier High School  
Jacksonville High School

Little Rock School District  
Little Rock Catholic High School  
Mount St. Mary High School

**University of Arkansas – Monticello** ([www.uamont.edu](http://www.uamont.edu))

Arkansas Virtual Academy  
Cornerstone Christian Academy  
Crossett High School  
Dermott High School  
Dumas High School  
Hamburg High School  
Lakeside High School

McGehee High School  
Monticello High School  
Monticello Occupational Education Center  
Parkers Chapel High School  
Southeast Arkansas Community-Based  
Education Center  
White Hall High School

**University of Central Arkansas** ([www.uca.edu](http://www.uca.edu))

Abundant Life Christian Academy  
Central Arkansas Christian High School  
Conway Christian School  
Conway High School

Little Rock Christian Academy  
St. Joseph School  
Vilonia High School

## Two-Year Institutions

### **Arkansas Northeastern College ([www.anc.edu](http://www.anc.edu))**

|                                    |   |
|------------------------------------|---|
| Armored High School                | Holcomb High School                     |
| ARVA Destinations Career Academy   | Kennett High School                     |
| Blytheville High School            | KIPP Blytheville Collegiate High School |
| Buffalo Island Central High School | Manila High School                      |
| Campbell High School               | North Pemiscot High School              |
| Caruthersville High School         | Osceola High School                     |
| Clarkton High School               | Rivercrest High School                  |
| Cooter High School                 | Senath-Hornersville High School         |
| Delta C-7 High School              | South Pemiscot High School              |
| East Poinsett County High School   | Southland High School                   |
| Gosnell High School                |   |
| Hayti High School                  |   |

### **Arkansas State University-Beebe ([www.asub.edu](http://www.asub.edu))**

|                           |                                |
|---------------------------|--------------------------------|
| Arkansas Virtual Academy  | LRSD Metro Campus              |
| Bald Knob High School     | Mount Vernon Enola High School |
| Beebe High School         | Pangburn High School           |
| Cabot High School         | Quitman High School            |
| Carlisle High School      | Riverview High School          |
| Concord High School       | Rose Bud High School           |
| Heber Springs High School | Searcy High School             |
| Lonoke High School        | West Side High School          |

### **Arkansas State University-Mid-South ([www.asumidsouth.edu](http://www.asumidsouth.edu))**

|                        |                               |
|------------------------|-------------------------------|
| Earle School District  | West Memphis Christian School |
| Marlon School District | West Memphis School District  |

### **Arkansas State University-Mountain Home ([www.asumh.edu](http://www.asumh.edu))**

|                                 |                                 |
|---------------------------------|---------------------------------|
| Arkansas Virtual Academy        | Mountain Home Public Schools    |
| Calico Rock Public Schools      | Norfolk Public Schools          |
| Cotter Public Schools           | Ozark Mountain School District  |
| Deer/Mt. Judea High School      | Salem Public Schools            |
| Flippin Public Schools          | Viola Public Schools            |
| Mountain Home Christian Academy | Yellville-Summit Public Schools |

### **Arkansas State University-Newport ([www.asun.edu](http://www.asun.edu))**

|                                      |  |
|--------------------------------------|--|
| Arkansas Virtual Academy High School | Northeast AR Career & Technical Center |
| Bay High School                      | Newport High School                    |
| Bradford High School                 | Trumann High School                    |
| Greene County Tech High School       | Tuckerman High School                  |
| Marked Tree High School              |  |

### **Arkansas State University-Three Rivers ([www.asutr.edu](http://www.asutr.edu))**

|                         |                       |
|-------------------------|-----------------------|
| Arkadelphia High School | Glen Rose High School |
| Benton High School      | Sheridan High School  |
| Bryant High School      |                       |

**Arkansas Tech University-Ozark** ([www.atu.edu/ozark](http://www.atu.edu/ozark))

|                                 |                                      |
|---------------------------------|--------------------------------------|
| Arkansas Virtual Academy        | Mullberry High School                |
| Atkins High School              | Oark/Jasper Public Schools           |
| Booneville High School          | Ozark Mountain Public Schools        |
| Danville High School            | Ozark High School                    |
| Deer-Mountain Judea High School | Paris High School                    |
| Greenwood High School           | Pottsville High School               |
| Hector High School              | Responsive Ed AR Premier High School |
| Lamar High School               | Two Rivers Public Schools            |
| Lincoln High School             | Van Buren High School                |
| Magazine High School            | Western Yell County High School      |

**Black River Technical College** ([www.brtc.edu](http://www.brtc.edu))

|                                |                                  |
|--------------------------------|----------------------------------|
| Arkansas Connections Academy   | Maynard High School              |
| Arkansas Virtual Academy       | Piggott High School              |
| Brookland High School          | Pocahontas High School           |
| Corning High School            | Rector High School               |
| Couch High School              | Ridgefield Christian High School |
| Greene County Tech High School | Riverside High School            |
| Hillcrest High School          | Sloan Hendrix High School        |
| Hoxie High School              | Valley View High School          |
| Marmaduke High School          | Walnut Ridge High School         |

**Cossatot Community College of UA** ([www.cccua.edu](http://www.cccua.edu))

|                          |                             |
|--------------------------|-----------------------------|
| Arkansas Virtual Academy | Horatio High School         |
| Ashdown High School      | Kirby High School           |
| Centerpoint High School  | Mineral Springs High School |
| DeQueen High School      | Nashville High School       |
| Dierks High School       | South Pike High School      |
| Foreman High School      |                             |

**East Arkansas Community College** ([www.eacc.edu](http://www.eacc.edu))

|                              |                                    |
|------------------------------|------------------------------------|
| Arkansas Virtual Academy     | Harrisburg School District         |
| Augusta School District      | Lee Academy High School            |
| Brinkley School District     | Lee County School District         |
| Calvary Christian School     | McCrary School District            |
| Cross County School District | Palestine-Wheatley School District |
| Forrest City School District | Wynne School District              |

**National Park Community College** ([www.np.edu](http://www.np.edu))

|                                 |                                      |
|---------------------------------|--------------------------------------|
| Arkansas Virtual Academy        | Lake Hamilton High School            |
| Cutter Morning Star High School | Lakeside High School                 |
| Fountain Lake High School       | Mountain Pine High School            |
| Hot Springs High School         | National Park College Career Academy |

**North Arkansas College ([www.northark.edu](http://www.northark.edu))**

|                                    |                               |
|------------------------------------|-------------------------------|
| Alpena School                      | Harrison High School          |
| AR Connections Academy High School | Huntsville High School        |
| Arkansas Virtual Academy           | Jasper High School            |
| Baptist Preparatory                | Kingston High School          |
| Bergman High School                | Lead Hill High School         |
| Berryville High School             | Mt. Judea High School         |
| Clear Spring School                | Omaha High School             |
| Deer High School                   | St. Paul High School          |
| Eureka Springs High School         | Searcy County School District |
| Flippin High School                | Valley Springs High School    |
| Green Forest High School           | Yellville-Summit High School  |

**Northwest Arkansas Community College ([www.nwacc.edu](http://www.nwacc.edu))**

|                                    |                               |
|------------------------------------|-------------------------------|
| Arkansas Arts Academy              | Lavaca Schools                |
| Arkansas Virtual Academy           | Lifeway Christian High School |
| Bentonville Schools                | Lincoln High School           |
| Decatur High School                | Ozark Catholic Academy        |
| Elkins High School                 | Pea Ridge High School         |
| Eureka Springs High School         | Prairie Grove High School     |
| Farmington High School             | PRISM Education Center        |
| Fayetteville Christian High School | Rogers Schools                |
| Fayetteville Schools               | Shiloh Christian High School  |
| Gentry High School                 | Siloam Springs High School    |
| Gravette High School               | Springdale Schools            |
| Greenland High School              | West Fork High School         |

**Ozarka College ([www.ozarka.edu](http://www.ozarka.edu))**

|                                |                     |
|--------------------------------|---------------------|
| AR Virtual Academy             | Norfolk High School |
| Calico Rock High School        | Salem High School   |
| Cave City High School          | Shirley High School |
| Izard Consolidated High School | Viola High School   |
| Melbourne High School          |                     |

**Phillips Community College of the University of Arkansas ([www.pccua.edu](http://www.pccua.edu))**

|                                   |  |
|-----------------------------------|--|
| AR Virtual Academy Charter School | Helena-West Helena School District & CTC |
| Barton/Lexa School District       | KIPP Delta Collegiate High               |
| Desoto School, Inc.               | Marvell-Elaine School District           |
| DeWitt Public Schools             | Stuttgart School District                |
| Dumas Public Schools              |  |

**Southeast Arkansas Community College ([www.seark.edu](http://www.seark.edu))**

|                            |                               |
|----------------------------|-------------------------------|
| AR Virtual Academy         | Watson Chapel School District |
| Pine Bluff School District | White Hall School District    |



**South Arkansas College ([www.southark.edu](http://www.southark.edu))**

|                               |                               |
|-------------------------------|-------------------------------|
| Arkansas Connections Academy  | Parkers Chapel Public Schools |
| Arkansas Virtual Academy      | Smackover Public Schools      |
| Bearden School District       | South Arkansas and Smackover  |
| Columbia Christian School     | Strong-Huttig School District |
| El Dorado Public Schools      | West Side Christian Schools   |
| Junction City School District |                               |

**Southern Arkansas University-Tech ([www.sautech.edu](http://www.sautech.edu))**

|                                 |                          |
|---------------------------------|--------------------------|
| Bearden School District         | Fordyce High School      |
| Camden Fairview School District | Victory Christian School |

**University of Arkansas Community College at Batesville ([www.uaccb.edu](http://www.uaccb.edu))**

|                                |                               |
|--------------------------------|-------------------------------|
| Arkansas Virtual Academy       | Concord High School           |
| Bald Knob High School          | Hillcrest High School         |
| Batesville High School Charter | Midland High School           |
| Cave City High School          | Southside Charter High School |
| Cedar Ridge High School        |                               |

**University of Arkansas Pulaski Technical College ([www.uaptc.edu](http://www.uaptc.edu))**

|                                 |  |
|---------------------------------|--|
| Abundant Life Christian Academy | Lisa Academy North High School               |
| Apostolic Christian Academy     | Little Rock School District                  |
| Calvary Academy                 | Northeast Arkansas Career & Technical Center |
| Jacksonville High School        |  |

**University of Arkansas Rich Mountain Community College ([www.rmcc.edu](http://www.rmcc.edu))**

|                            |                        |
|----------------------------|------------------------|
| Caddo Hills High School    | Mount Ida High School  |
| Cossatot River High School | Ouachita River Schools |
| Mena High School           | Waldron High School    |

**University of Arkansas Community College Hope-Texarkana ([www.uaht.edu](http://www.uaht.edu))**

|  |                                    |
|--|------------------------------------|
| Blevins School District                | Lafayette County School District   |
| Cornerstone Christian Academy          | Nevada School District             |
| Emerson-Taylor-Bradley School District | Prescott School District           |
| Fouke School District                  | Spring Hill School District        |
| Garrett Memorial Christian School      | Texarkana Arkansas School District |
| Genoa Central School District          | Trinity Christian School           |
| Hope School District                   |                                    |

**UA Community College at Morrilton ([www.uaccm.edu](http://www.uaccm.edu))**

|                             |                                       |
|-----------------------------|---------------------------------------|
| Arkansas Virtual Academy    | Nemo Vista School District            |
| Atkins School District      | Perryville School District            |
| Clarksville School District | Pottsville School District            |
| Conway School District      | Russellville School District          |
| Danville School District    | Sacred Heart Catholic School District |
| Dover School District       | South Conway County School District   |
| East End School District    | South Side Bee Branch School District |
| Greenbrier School District  | Two Rivers School District            |
| Guy-Perkins School District | Vilonia School District               |
| Hector School District      | Virtual Arkansas                      |
| Mayflower School District   | Wonderview School District            |

**Appendix E**

**2023-2024 Listing of Concurrent Tuition Amounts Charged to Students from AHECB Approved Institutions**

According to ADHE Concurrent policy (3.15.6), all colleges and universities offering concurrent courses must establish tuition and fee rates for those students. Colleges and universities cannot claim any student semester credit hours or funding if tuition is not received by the institutions in any form. Annually, within the Concurrent End of Year Report, institutions must disclose the tuition amount charged to the student before any scholarships or discounts are administered. A comprehensive list of responses is detailed below.

| Institution | High School Partner                     | Tuition (Before & After Scholarships) |       |                 | Semester (Fall, Spring, or Both) | # of students who did not pay tuition |
|-------------|---|---------------------------------------|-------|-----------------|----------------------------------|---------------------------------------|
|             |   | Before                                | After | Unit            |                                  |                                       |
| ANC         | Arkansas Virtual Academy                | \$75/\$85                             | \$25  | Per Credit Hour | Both                             | 0                                     |
| ANC         | Armored High School                     | \$75                                  | \$25  | Per Credit Hour | Both                             | 0                                     |
| ANC         | Blytheville High School                 | \$75                                  | \$25  | Per Credit Hour | Both                             | 0                                     |
| ANC         | Buffalo Island Central High School      | \$75                                  | \$25  | Per Credit Hour | Both                             | 0                                     |
| ANC         | Campbell High School                    | \$85                                  | \$25  | Per Credit Hour | Both                             | 0                                     |
| ANC         | Caruthersville High School              | \$85                                  | \$25  | Per Credit Hour | Both                             | 0                                     |
| ANC         | Clarkton High School                    | \$85                                  | \$25  | Per Credit Hour | Both                             | 0                                     |
| ANC         | Cooter High School                      | \$85                                  | \$25  | Per Credit Hour | Both                             | 0                                     |
| ANC         | Delta C-7 High School                   | \$85                                  | \$25  | Per Credit Hour | Both                             | 0                                     |
| ANC         | Delta School                            | \$75                                  | \$25  | Per Credit Hour | Both                             | 0                                     |
| ANC         | East Poinsett County High School        | \$75                                  | \$25  | Per Credit Hour | Both                             | 0                                     |
| ANC         | Gosnell High School                     | \$75                                  | \$25  | Per Credit Hour | Both                             | 0                                     |
| ANC         | Hayti High School                       | \$85                                  | \$25  | Per Credit Hour | Both                             | 0                                     |
| ANC         | Holcomb High School                     | \$85                                  | \$25  | Per Credit Hour | Both                             | 0                                     |
| ANC         | Homeschool                              | \$75                                  | \$25  | Per Credit Hour | Both                             | 0                                     |
| ANC         | Kennett High School                     | \$85                                  | \$25  | Per Credit Hour | Both                             | 0                                     |
| ANC         | KIPP Blytheville Collegiate High School | \$75                                  | \$25  | Per Credit Hour | Both                             | 0                                     |
| ANC         | Manila High School                      | \$75                                  | \$25  | Per Credit Hour | Both                             | 0                                     |

| Institution | High School Partner             | Tuition (Before & After Scholarships) |       |                 | Semester (Fall, Spring, or Both) | # of students who did not pay tuition |
|-------------|---------------------------------|---------------------------------------|-------|-----------------|----------------------------------|---------------------------------------|
|             |                                 | Before                                | After | Unit            |                                  |                                       |
| ANC         | North Pemiscot High School      | \$85                                  | \$25  | Per Credit Hour | Both                             | 0                                     |
| ANC         | Osceola High School             | \$75                                  | \$25  | Per Credit Hour | Both                             | 0                                     |
| ANC         | Rivercrest High School          | \$75                                  | \$25  | Per Credit Hour | Both                             | 0                                     |
| ANC         | Senath-Hornersville High School | \$85                                  | \$25  | Per Credit Hour | Both                             | 0                                     |
| ANC         | South Pemiscot High School      | \$85                                  | \$25  | Per Credit Hour | Both                             | 0                                     |
| ANC         | Southland High School           | \$85                                  | \$25  | Per Credit Hour | Both                             | 0                                     |
| ASUB        | Arkansas Virtual Academy        | \$125                                 | \$0   | Per course      | Both                             | 3                                     |
| ASUB        | Bald Knob                       | \$125                                 | \$0   | Per course      | Both                             | 1                                     |
| ASUB        | Beebe                           | \$125                                 | \$0   | Per course      | Both                             | 64                                    |
| ASUB        | Cabot                           | \$125                                 | \$0   | Per course      | Both                             | 194                                   |
| ASUB        | Concord                         | \$125                                 | \$0   | Per course      | Both                             | 28                                    |
| ASUB        | Heber Springs                   | \$125                                 | \$0   | Per course      | Both                             | 62                                    |
| ASUB        | Lonoke                          | \$125                                 | \$0   | Per course      | Both                             | 42                                    |
| ASUB        | Mount Vernon Enola              | \$125                                 | \$0   | Per course      | Both                             | 38                                    |
| ASUB        | Pangburn                        | \$125                                 | \$0   | Per course      | Both                             | 29                                    |
| ASUB        | Quitman                         | \$125                                 | \$0   | Per course      | Both                             | 37                                    |
| ASUB        | Riverview                       | \$125                                 | \$0   | Per course      | Both                             | 48                                    |
| ASUB        | Rose Bud                        | \$125                                 | \$0   | Per course      | Both                             | 7                                     |
| ASUB        | Searcy                          | \$125                                 | \$0   | Per course      | Both                             | 177                                   |
| ASUB        | West Side                       | \$125                                 | \$0   | Per course      | Both                             | 23                                    |
| ASUJ        | Green County Tech               | \$40                                  | \$0   | Per credit hour | Spring                           | 125                                   |
| ASUJ        | Harmony Grove                   | \$40                                  | \$0   | Per credit hour | Spring                           | 14                                    |
| ASUJ        | Jonesboro                       | \$40                                  | \$0   | Per credit hour | Spring                           | 165                                   |
| ASUJ        | Nettleton                       | \$40                                  | \$0   | Per credit hour | Spring                           | 21                                    |
| ASUJ        | Paragould                       | \$40                                  | \$0   | Per credit hour | Spring                           | 58                                    |

| Institution | High School Partner             | Tuition (Before & After Scholarships) |       |                 | Semester (Fall, Spring, or Both) | # of students who did not pay tuition |
|-------------|---------------------------------|---------------------------------------|-------|-----------------|----------------------------------|---------------------------------------|
|             |                                 | Before                                | After | Unit            |                                  |                                       |
| ASUJ        | Piggott                         | \$40                                  | \$0   | Per credit hour | Spring                           | 1                                     |
| ASUJ        | Rector                          | \$40                                  | \$0   | Per credit hour | Spring                           | 12                                    |
| ASUJ        | Ridgefield Christian            | \$40                                  | \$0   | Per credit hour | Spring                           | 13                                    |
| ASUJ        | Valley View                     | \$40                                  | \$0   | Per credit hour | Spring                           | 179                                   |
| ASUJ        | West Memphis Christian          | \$40                                  | \$0   | Per credit hour | Spring                           | 10                                    |
| ASUJ        | Westside                        | \$40                                  | \$0   | Per credit hour | Spring                           | 9                                     |
| ASUMH       | Arkansas Virtual Academy        | \$150                                 | \$25  | per Course      | Both                             | 0                                     |
| ASUMH       | Calico Rock High School         | \$150                                 | \$0   | per Course      | Spring                           | 1                                     |
| ASUMH       | Cotter High School              | \$150                                 | \$0   | per Course      | Both                             | 65                                    |
| ASUMH       | Flippin High School             | \$150                                 | \$25  | per Course      | Both                             | 0                                     |
| ASUMH       | Home School                     | \$150                                 | \$25  | per Course      | Both                             | 0                                     |
| ASUMH       | Mountain Home Christian Academy | \$150                                 | \$25  | per Course      | Both                             | 0                                     |
| ASUMH       | MH High School Career Academy   | \$150                                 | \$0   | per Course      | Both                             | 383                                   |
| ASUMH       | Norfolk High School             | \$150                                 | \$0   | per Course      | Both                             | 18                                    |
| ASUMH       | Salem High School               | \$150                                 | \$0   | per Course      | Both                             | 15                                    |
| ASUMH       | Timbo High School               | \$150                                 | \$25  | per Course      | Spring                           | 0                                     |
| ASUMH       | Viola High School               | \$150                                 | \$0   | per Course      | Both                             | 13                                    |
| ASUMH       | Yellville Summit High School    | \$150                                 | \$25  | per Course      | Both                             | 0                                     |
| ASUMS       | Earle High School               | *                                     | \$0   | Per credit hour | Fall                             | 36                                    |
| ASUMS       | Earle High School               |                                       | \$0   | Per credit hour | Spring                           | 41                                    |
| ASUMS       | Marion High School              | *                                     | \$0   | Per credit hour | Fall                             | 201                                   |
| ASUMS       | Marion High School              | *                                     | \$0   | Per credit hour | Spring                           | 161                                   |
| ASUMS       | West Memphis High School        | *                                     | \$0   | Per credit hour | Fall                             | 266                                   |
| ASUMS       | West Memphis High School        | *                                     | \$0   | Per credit hour | Spring                           | 189                                   |
| ASUMS       | West Memphis Christian HS       | *                                     | \$0   | Per credit hour | Fall                             | 10                                    |

| Institution | High School Partner               | Tuition (Before & After Scholarships) |           |                 | Semester (Fall, Spring, or Both) | # of students who did not pay tuition |
|-------------|-----------------------------------|---------------------------------------|-----------|-----------------|----------------------------------|---------------------------------------|
|             |                                   | Before                                | After     | Unit            |                                  |                                       |
| ASUMS       | West Memphis Christian HS         | *                                     | \$0       | Per credit hour | Spring                           | 6                                     |
| ASUN        | *                                 | \$107.00                              | \$45.00   | Per Credit Hour | Both                             | 194                                   |
| ASUN        | *                                 | \$107.00                              | \$45.00   | Per Credit Hour | Both                             |                                       |
| ASUN        | *                                 | \$132.00                              | \$25.00   | Per Credit Hour | Both                             |                                       |
| ASUTR       | Arkadelphia (DEAL)                | \$454.00                              | \$102.00  | Per course      | Both semesters                   |                                       |
| ASUTR       | Arkadelphia (CE)                  | \$454.00                              | \$0       | Per course      | Both semesters                   |                                       |
| ASUTR       | Arkansas Christian Academy (DEAL) | \$454.00                              | \$102.00  | Per course      | Both semesters                   |                                       |
| ASUTR       | Arkansas Virtual Academy (DEAL)   | \$454.00                              | \$102.00  | Per course      | Both semesters                   |                                       |
| ASUTR       | Benton (CE)                       | \$454.00                              | \$0.00    | Per course      | Both semesters                   |                                       |
| ASUTR       | Bismarck (DEAL)                   | \$454.00                              | \$102.00^ | Per course      | Both semesters                   |                                       |
| ASUTR       | Bryant (CE)                       | \$454.00                              | \$0       | Per course      | Both semesters                   |                                       |
| ASUTR       | Glen Rose (CE)                    | \$454.00                              | \$0       | Per course      | Both semesters                   |                                       |
| ASUTR       | Magnet Cove (DEAL)                | \$454.00                              | \$102.00^ | Per course      | Both semesters                   |                                       |
| ASUTR       | Malvern (DEAL)                    | \$454.00                              | \$102.00  | Per course      | Both                             |                                       |
| ASUTR       | Poyen (DEAL)                      | \$454.00                              | \$102.00^ | Per course      | Both                             |                                       |
| ASUTR       | Sheridan (CE)                     | \$454.00                              | \$0       | Per course      | Both                             |                                       |
| ATU         | Alma High School                  | \$249.78                              | \$249.78  | Per credit hour | Both                             | All*                                  |
| ATU         | Bauxite High School               | \$249.78                              | \$249.78  | Per credit hour | Both                             | All*                                  |
| ATU         | Cedarville High School            | \$249.78                              | \$249.78  | Per credit hour | Both                             | All*                                  |
| ATU         | Charleston High School            | \$249.78                              | \$249.78  | Per credit hour | Both                             | All*                                  |
| ATU         | Clarksville High School           | \$249.78                              | \$249.78  | Per credit hour | Both                             | All*                                  |
| ATU         | Clinton High School               | \$249.78                              | \$249.78  | Per credit hour | Both                             | All*                                  |
| ATU         | County Line High School           | \$249.78                              | \$249.78  | Per credit hour | Both                             | All*                                  |
| ATU         | Dardanelle High School            | \$249.78                              | \$249.78  | Per credit hour | Both                             | All*                                  |
| ATU         | Dover High School                 | \$249.78                              | \$249.78  | Per credit hour | Both                             | All*                                  |

| Institution | High School Partner               | Tuition (Before & After Scholarships) |          |                 | Semester (Fall, Spring, or Both) | # of students who did not pay tuition |
|-------------|-----------------------------------|---------------------------------------|----------|-----------------|----------------------------------|---------------------------------------|
|             |                                   | Before                                | After    | Unit            |                                  |                                       |
| ATU         | Greenland High School             | \$249.78                              | \$249.78 | Per credit hour | Both                             | All*                                  |
| ATU         | Greenwood High School             | \$249.78                              | \$249.78 | Per credit hour | Both                             | All*                                  |
| ATU         | Guy Perkins High School           | \$249.78                              | \$249.78 | Per credit hour | Both                             | All*                                  |
| ATU         | Magazine High School              | \$249.78                              | \$249.78 | Per credit hour | Both                             | All*                                  |
| ATU         | Mansfield High School             | \$249.78                              | \$249.78 | Per credit hour | Both                             | All*                                  |
| ATU         | Ozark High School                 | \$249.78                              | \$249.78 | Per credit hour | Both                             | All*                                  |
| ATU         | Russellville High School          | \$249.78                              | \$249.78 | Per credit hour | Both                             | All*                                  |
| ATU         | Scranton High School              | \$249.78                              | \$249.78 | Per credit hour | Both                             | All*                                  |
| ATU         | South Side Bee Branch High School | \$249.78                              | \$249.78 | Per credit hour | Both                             | All*                                  |
| ATU         | Van Buren High School             | \$249.78                              | \$249.78 | Per credit hour | Both                             | All*                                  |
| ATU         | Virtual Arkansas (Online)         | \$249.78                              | \$249.78 | Per credit hour | Both                             | All*                                  |
| ATU         | Western Yell County High School   | \$249.78                              | \$249.78 | Per credit hour | Both                             | All*                                  |
| ATU         | Arkansas Tech Career Center       | \$136.01                              | 136.01   | Per credit hour | Both                             | All*                                  |
| ATU         | Booneville High School            | \$136.01                              | 136.01   | Per credit hour | Both                             | All*                                  |
| ATU         | Charleston High School            | \$136.01                              | 136.01   | Per credit hour | Both                             | All*                                  |
| ATU         | Greenwood High School             | \$136.01                              | 136.01   | Per credit hour | Both                             | All*                                  |
| ATU         | Magazine High School              | \$136.01                              | 136.01   | Per credit hour | Both                             | All*                                  |
| ATU         | Ozark High School                 | \$136.01                              | 136.01   | Per credit hour | Both                             | All*                                  |
| BRTC        | ARCA                              | \$41.67                               | \$0      | Per credit hour | Both                             | 2                                     |
| BRTC        | ARVA                              | \$41.67                               | \$0      | Per credit hour | Both                             | 1                                     |
| BRTC        | Brookland High School             | \$41.67                               | \$0      | Per credit hour | Both                             | 152                                   |
| BRTC        | Corning High School               | \$41.67                               | \$0      | Per credit hour | Both                             | 35                                    |
| BRTC        | Green County Tech High School     | \$41.67                               | \$0      | Per credit hour | Both                             | 18                                    |
| BRTC        | Home School                       | \$41.67                               | \$0      | Per credit hour | Both                             | 5                                     |
| BRTC        | Hoxie High School                 | \$41.67                               | \$0      | Per credit hour | Both                             | 38                                    |

| Institution | High School Partner         | Tuition (Before & After Scholarships) |       |                 | Semester (Fall, Spring, or Both) | # of students who did not pay tuition |
|-------------|-----------------------------|---------------------------------------|-------|-----------------|----------------------------------|---------------------------------------|
|             |                             | Before                                | After | Unit            |                                  |                                       |
| BRTC        | Marmaduke High School       | \$41.67                               | \$0   | Per credit hour | Both                             | 29                                    |
| BRTC        | Maynard High School         | \$41.67                               | \$0   | Per credit hour | Both                             | 38                                    |
| BRTC        | Paragould High School       | \$41.67                               | \$0   | Per credit hour | Both                             | 4                                     |
| BRTC        | Piggott High School         | \$41.67                               | \$0   | Per credit hour | Both                             | 1                                     |
| BRTC        | Pocahontas High School      | \$41.67                               | \$0   | Per credit hour | Both                             | 100                                   |
| BRTC        | Rector High School          | \$41.67                               | \$0   | Per credit hour | Both                             | 13                                    |
| BRTC        | Ridgefield Christian School | \$41.67                               | \$0   | Per credit hour | Both                             | 1                                     |
| BRTC        | Sloan Hendrix High School   | \$41.67                               | \$0   | Per credit hour | Both                             | 25                                    |
| BRTC        | Valley View High School     | \$41.67                               | \$0   | Per credit hour | Both                             | 52                                    |
| BRTC        | Walnut Ridge High School    | \$41.67                               | \$0   | Per credit hour | Both                             | 66                                    |
| CCUA        | ARVA                        | \$125                                 | \$0   | Per course      | Both                             | 3                                     |
| CCUA        | Ashdown High School         | \$125                                 | \$0   | Per course      | Both                             | 45                                    |
| CCUA        | Centerpoint High School     | \$125                                 | \$0   | Per course      | Both                             | 9                                     |
| CCUA        | Cossatot River High School  | \$125                                 | \$0   | Per course      | Both                             | 1                                     |
| CCUA        | De Queen High School        | \$125                                 | \$0   | Per course      | Both                             | 97                                    |
| CCUA        | Dierks High School          | \$125                                 | \$0   | Per course      | Both                             | 41                                    |
| CCUA        | Foreman High School         | \$125                                 | \$0   | Per course      | Both                             | 31                                    |
| CCUA        | Horatio High School         | \$125                                 | \$0   | Per course      | Both                             | 8                                     |
| CCUA        | Kirby High School           | \$125                                 | \$0   | Per course      | Both                             | 17                                    |
| CCUA        | Mineral Springs High School | \$125                                 | \$0   | Per course      | Both                             | 8                                     |
| CCUA        | South Pike High School      | \$125                                 | \$0   | Per course      | Both                             | 46                                    |
| CCUA        | Nashville High School       | \$125                                 | \$0   | Per course      | Both                             | 36                                    |
| EACC        | Arkansas Virtual Academy    | \$106                                 | \$21  | Per credit hour | Both                             | *                                     |
| EACC        | Augusta                     | \$106                                 | \$21  | Per credit hour | Both                             | 35                                    |
| EACC        | Brinkley                    | \$106                                 | \$21  | Per credit hour | Both                             | 26                                    |

| Institution | High School Partner          | Tuition (Before & After Scholarships) |       |                 | Semester (Fall, Spring, or Both) | # of students who did not pay tuition |
|-------------|------------------------------|---------------------------------------|-------|-----------------|----------------------------------|---------------------------------------|
|             |                              | Before                                | After | Unit            |                                  |                                       |
| EACC        | Calvary                      | \$96                                  | \$21  | Per credit hour | Both                             | 5                                     |
| EACC        | Cross County                 | \$106                                 | \$21  | Per credit hour | Both                             | 43                                    |
| EACC        | Forrest City                 | \$96                                  | \$21  | Per credit hour | Both                             | 222                                   |
| EACC        | Harrisburg                   | \$106                                 | \$21  | Per credit hour | Both                             | 33                                    |
| EACC        | Lee Academy                  | \$106                                 | \$21  | Per credit hour | Both                             | 32                                    |
| EACC        | Lee High                     | \$106                                 | \$21  | Per credit hour | Both                             | 52                                    |
| EACC        | McCrary                      | \$106                                 | \$21  | Per credit hour | Both                             | 52                                    |
| EACC        | Palestine                    | \$96                                  | \$21  | Per credit hour | Both                             | 163                                   |
| EACC        | Wynne                        | \$106                                 | \$21  | Per credit hour | Both                             | 233                                   |
| NAC         | Alpena High School           | \$150                                 | \$25  | Per course      | Both                             | 0                                     |
| NAC         | Arkansas Connections Academy | \$150                                 | \$25  | Per course      | Both                             | 0                                     |
| NAC         | Arkansas Virtual Academy     | \$150                                 | \$25  | Per course      | Spring                           | 0                                     |
| NAC         | Bergman High School          | \$150                                 | \$25  | Per course      | Both                             | 0                                     |
| NAC         | Berryville High School       | \$150                                 | \$25  | Per course      | Both                             | 0                                     |
| NAC         | Bruno-Pyatt Schools          | \$150                                 | \$25  | Per course      | Both                             | 0                                     |
| NAC         | Clear Spring School          | \$150                                 | \$25  | Per course      | Both                             | 0                                     |
| NAC         | Clinton High School          | \$150                                 | \$25  | Per course      | Both                             | 0                                     |
| NAC         | Deer High School             | \$150                                 | \$25  | Per course      | Both                             | 0                                     |
| NAC         | Eureka Springs High School   | \$150                                 | \$25  | Per course      | Both                             | 2                                     |
| NAC         | Flippin High School          | \$150                                 | \$25  | Per course      | Both                             | 0                                     |
| NAC         | Green Forest High School     | \$150                                 | \$25  | Per course      | Both                             | 0                                     |
| NAC         | Harrison High School         | \$150                                 | \$25  | Per course      | Both                             | 1                                     |
| NAC         | Home School                  | \$150                                 | \$25  | Per course      | Both                             | 1                                     |
| NAC         | Huntsville High School       | \$150                                 | \$25  | Per course      | Both                             | 0                                     |
| NAC         | Jasper High School           | \$150                                 | \$25  | Per course      | Both                             | 0                                     |



| Institution | High School Partner           | Tuition (Before & After Scholarships) |       |            | Semester (Fall, Spring, or Both) | # of students who did not pay tuition |
|-------------|-------------------------------|---------------------------------------|-------|------------|----------------------------------|---------------------------------------|
|             |                               | Before                                | After | Unit       |                                  |                                       |
| NAC         | Kingston High School          | \$150                                 | \$25  | Per course | Both                             | 2                                     |
| NAC         | Lead Hill High School         | \$150                                 | \$25  | Per course | Both                             | 0                                     |
| NAC         | Marshall High School          | \$150                                 | \$25  | Per course | Both                             | 0                                     |
| NAC         | Mount Judea High School       | \$150                                 | \$25  | Per course | Both                             | 0                                     |
| NAC         | Omaha High School             | \$150                                 | \$25  | Per course | Both                             | 0                                     |
| NAC         | Saint Joe High School         | \$150                                 | \$25  | Per course | Both                             | 0                                     |
| NAC         | Valley Springs High School    | \$150                                 | \$25  | Per course | Both                             | 1                                     |
| NAC         | Western Grove High School     | \$150                                 | \$25  | Per course | Both                             | 0                                     |
| NAC         | Yellville Summit High School  | \$150                                 | \$25  | Per course | Both                             | 0                                     |
| NAC         | Alpena High School*           | \$252                                 | \$0   | Per course | Both                             | 0                                     |
| NAC         | Arkansas Connections Academy* | \$252                                 | \$0   | Per course | Both                             | 0                                     |
| NAC         | Bergman High School*          | \$252                                 | \$0   | Per course | Both                             | 0                                     |
| NAC         | Berryville High School*       | \$333                                 | \$0   | Per course | Both                             | 0                                     |
| NAC         | Bruno-Pyatt Schools*          | \$333                                 | \$0   | Per course | Fall                             | 0                                     |
| NAC         | Deer High School*             | \$333                                 | \$0   | Per course | Both                             | 0                                     |
| NAC         | Eureka Springs High School*   | \$333                                 | \$0   | Per course | Both                             | 0                                     |
| NAC         | Green Forest High School*     | \$333                                 | \$0   | Per course | Both                             | 0                                     |
| NAC         | Harrison High School*         | \$252                                 | \$0   | Per course | Both                             | 0                                     |
| NAC         | Home School*                  | \$333                                 | \$0   | Per course | Both                             | 0                                     |
| NAC         | Huntsville High School*       | \$333                                 | \$0   | Per course | Both                             | 0                                     |
| NAC         | Jasper High School*           | \$333                                 | \$0   | Per course | Both                             | 0                                     |
| NAC         | Kingston High School*         | \$333                                 | \$0   | Per course | Both                             | 0                                     |
| NAC         | Lead Hill High School*        | \$252                                 | \$0   | Per course | Both                             | 0                                     |
| NAC         | Mount Judea High School*      | \$333                                 | \$0   | Per course | Both                             | 0                                     |
| NAC         | Olympus High School*          | \$549                                 | \$0   | Per course | Spring                           | 0                                     |

| Institution | High School Partner                 | Tuition (Before & After Scholarships) |       |            | Semester (Fall, Spring, or Both) | # of students who did not pay tuition |
|-------------|-------------------------------------|---------------------------------------|-------|------------|----------------------------------|---------------------------------------|
|             |                                     | Before                                | After | Unit       |                                  |                                       |
| NAC         | Omaha High School*                  | \$252                                 | \$0   | Per course | Both                             | 0                                     |
| NAC         | Saint Joe High School*              | \$333                                 | \$0   | Per course | Both                             | 0                                     |
| NAC         | Valley Springs High School*         | \$252                                 | \$0   | Per course | Both                             | 0                                     |
| NAC         | Western Grove High School*          | \$333                                 | \$0   | Per course | Both                             | 0                                     |
| NAC         | Yellville Summit High School*       | \$333                                 | \$0   | Per course | Both                             | 0                                     |
| NPC         | Cutter Morning Star High School     | \$125                                 | \$125 | per course | Both                             | 21                                    |
| NPC         | Fountain Lake High School           | \$125                                 | \$125 | per course | Both                             | 45                                    |
| NPC         | Hot Springs World Class High School | \$125                                 | \$125 | per course | Both                             | 6                                     |
| NPC         | Jessieville High School             | \$125                                 | \$125 | per course | Both                             | 63                                    |
| NPC         | Lake Hamilton High School           | \$125                                 | \$125 | per course | Both                             | 151                                   |
| NPC         | Lakeside High School                | \$125                                 | \$125 | per course | Both                             | 124                                   |
| NPC         | Mountain Pine High School           | \$125                                 | \$125 | per course | Both                             | 20                                    |
| NPC         | Home School                         | \$125                                 | \$125 | per course | Both                             | 27                                    |
| NWACC       | Arkansas Arts Academy               | \$96                                  | \$0   | Per course | Both                             | 15                                    |
| NWACC       | Arkansas Virtual Academy            | \$96                                  | \$0   | Per course | Both                             | 0                                     |
| NWACC       | Bentonville High School             | \$96                                  | \$0   | Per course | Both                             | 337                                   |
| NWACC       | Bentonville West                    | \$96                                  | \$0   | Per course | Both                             | 169                                   |
| NWACC       | Decatur High School                 | \$174                                 | \$49  | Per course | Both                             | 0                                     |
| NWACC       | Don Tyson School of Innovation      | \$174                                 | \$49  | Per course | Both                             | 0                                     |
| NWACC       | Elkins High School                  | \$174                                 | \$49  | Per course | Both                             | 0                                     |
| NWACC       | Farmington High School              | \$174                                 | \$49  | Per course | Both                             | 0                                     |
| NWACC       | Fayetteville Christian Schools      | \$174                                 | \$49  | Per course | Both                             | 0                                     |
| NWACC       | Fayetteville Sr High School         | \$174                                 | \$49  | Per course | Both                             | 0                                     |
| NWACC       | Fayetteville Virtual Academy        | \$174                                 | \$49  | Per course | Both                             | 0                                     |
| NWACC       | Gentry High School                  | \$174                                 | \$49  | Per course | Both                             | 0                                     |
| NWACC       | Gravette High School                | \$174                                 | \$49  | Per course | Both                             | 0                                     |
| NWACC       | Greenland High School               | \$174                                 | \$49  | Per course | Both                             | 0                                     |

| Institution | High School Partner              | Tuition (Before & After Scholarships) |       |                 | Semester (Fall, Spring, or Both) | # of students who did not pay tuition |
|-------------|----------------------------------|---------------------------------------|-------|-----------------|----------------------------------|---------------------------------------|
|             |                                  | Before                                | After | Unit            |                                  |                                       |
| NWACC       | Haas Hall Academy                | \$96                                  | \$0   | Per course      | Both                             | 0                                     |
| NWACC       | Har-Ber High School              | \$174                                 | \$49  | Per course      | Both                             | 0                                     |
| NWACC       | Heritage High School             | \$96                                  | \$0   | Per course      | Both                             | 142                                   |
| NWACC       | Home School                      | \$96                                  | \$45  | Per course      | Both                             | 0                                     |
| NWACC       | Life Way Christian               | \$96                                  | \$0   | Per course      | Both                             | 24                                    |
| NWACC       | Lincoln High School              | \$174                                 | \$49  | Per course      | Both                             | 0                                     |
| NWACC       | New Tech High School             | \$96                                  | \$0   | Per course      | Both                             | 150                                   |
| NWACC       | Ozark Catholic Academy           | \$174                                 | \$49  | Per course      | Both                             | 0                                     |
| NWACC       | Pea Ridge Public School          | \$174                                 | \$49  | Per course      | Both                             | 0                                     |
| NWACC       | Prairie Grove High School        | \$174                                 | \$49  | Per course      | Both                             | 0                                     |
| NWACC       | Prism Education Center           | \$174                                 | \$49  | Per course      | Both                             | 0                                     |
| NWACC       | Providence Academy               | \$96                                  | \$0   | Per course      | Both                             | 0                                     |
| NWACC       | Rogers High School               | \$96                                  | \$0   | Per course      | Both                             | 118                                   |
| NWACC       | Shiloh Christian High School     | \$174                                 | \$49  | Per course      | Both                             | 0                                     |
| NWACC       | Siloam Springs High School       | \$174                                 | \$49  | Per course      | Both                             | 0                                     |
| NWACC       | Springdale Senior High School    | \$174                                 | \$49  | Per course      | Both                             | 0                                     |
| NWACC       | West Fork High School            | \$174                                 | \$49  | Per course      | Both                             | 0                                     |
| OZC         | Cave City High School            | \$124                                 | \$50  | Per Credit Hour | Both                             | 45                                    |
| OZC         | Highland High School             | \$124                                 | \$50  | Per Credit Hour | Both                             | 135                                   |
| OZC         | Home School                      | \$124                                 | \$50  | Per Credit Hour | Both                             | 2                                     |
| OZC         | Izard County Consolidated School | \$124                                 | \$50  | Per Credit Hour | Both                             | 18                                    |
| OZC         | Mammoth Spring High School       | \$124                                 | \$50  | Per Credit Hour | Both                             | 16                                    |
| OZC         | Melbourne High School            | \$124                                 | \$50  | Per Credit Hour | Both                             | 70                                    |
| OZC         | Mountain View High School        | \$124                                 | \$50  | Per Credit Hour | Both                             | 37                                    |
| OZC         | Norfolk High School              | \$124                                 | \$50  | Per Credit Hour | Both                             | 7                                     |

| Institution | High School Partner                  | Tuition (Before & After Scholarships) |          |                 | Semester (Fall, Spring, or Both) | # of students who did not pay tuition |
|-------------|--------------------------------------|---------------------------------------|----------|-----------------|----------------------------------|---------------------------------------|
|             |                                      | Before                                | After    | Unit            |                                  |                                       |
| OZC         | Rural Special High School            | \$124                                 | \$50     | Per Credit Hour | Both                             | 0                                     |
| OZC         | Salem High School                    | \$124                                 | \$50     | Per Credit Hour | Both                             | 45                                    |
| OZC         | Timbo High School                    | \$124                                 | \$50     | Per Credit Hour | Both                             | 1                                     |
| OZC         | Viola High School                    | \$124                                 | \$50     | Per Credit Hour | Both                             | 34                                    |
| PCCUA       | DeWitt School District/College       | \$225.00                              | \$168.75 | Per course      | Fall                             | 33                                    |
| PCCUA       | DeWitt School District/College       | \$225.00                              | \$168.75 | Per course      | Spring                           | 33                                    |
| PCCUA       | DeWitt School District/at HS         | \$225.00                              | \$168.75 | Per course      | Both                             | 114                                   |
| PCCUA       | DeWitt School District/at HS         | \$225.00                              | \$0.00   | Per course      | Spring                           | 6                                     |
| PCCUA       | DeWitt School District SC            | \$0.00                                | \$0.00   | Per course      | Fall                             | 144                                   |
| PCCUA       | DeWitt School District SC            | \$0.00                                | \$0.00   | Per course      | Spring                           | 140                                   |
| PCCUA       | Dumas School District/at DHS         | \$225.00                              | \$168.75 | Per course      | Fall                             | 14                                    |
| PCCUA       | Dumas School District/at DHS         | \$225.00                              | \$168.75 | Per course      | Spring                           | 10                                    |
| PCCUA       | Barton School District/College       | \$225.00                              | \$168.75 | Per course      | Fall                             | 5                                     |
| PCCUA       | Barton School District/College       | \$225.00                              | \$168.75 | Per course      | Spring                           | 3                                     |
| PCCUA       | Helena-West Helena Sch. Dis./College | \$225.00                              | \$168.75 | Per course      | Fall                             | 4                                     |
| PCCUA       | Helena-West Helena Sch. Dis./College | \$225.00                              | \$168.75 | Per course      | Spring                           | 3                                     |
| PCCUA       | Helena-West Helena. SC               | \$0.00                                | \$0.00   | Per course      | Fall                             | 162                                   |
| PCCUA       | Helena West Helena SC                | \$0.00                                | \$0.00   | Per course      | Spring                           | 162                                   |
| PCCUA       | KIPP Delta Prep HS/College           | \$225.00                              | \$168.75 | Per course      | Fall                             | 21                                    |
| PCCUA       | KIPP Delta Prep HS/College           | \$225.00                              | \$168.75 | Per course      | Spring                           | 26                                    |
| PCCUA       | Marvel Sch Dist/College              | \$225.00                              | \$168.75 | Per course      | Fall                             | 0                                     |
| PCCUA       | Marvel Sch Dist/College              | \$225.00                              | \$168.75 | Per course      | Spring                           | 0                                     |
| PCCUA       | Marvel Academy                       | \$225.00                              | \$168.75 | Per course      | Spring                           | 1                                     |
| PCCUA       | Desoto Sch. Dist.                    | \$225.00                              | \$168.75 | Per course      | Fall                             | 40                                    |
| PCCUA       | Desoto Sch. Dist.                    | \$225.00                              | \$168.75 | Per course      | Spring                           | 40                                    |

| Institution | High School Partner                 | Tuition (Before & After Scholarships) |          |                 | Semester (Fall, Spring, or Both) | # of students who did not pay tuition |
|-------------|-------------------------------------|---------------------------------------|----------|-----------------|----------------------------------|---------------------------------------|
|             |                                     | Before                                | After    | Unit            |                                  |                                       |
| PCCUA       | Desoto Sch. Dist.                   | \$225.00                              | \$168.75 | Per course      | Both                             |                                       |
| PCCUA       | Clarendon School District/SC        | \$0                                   | \$0      | Per course      | Spring                           | 0                                     |
| PCCUA       | Stuttgart School District /College  | \$225.00                              | \$168.75 | Per course      | Fall                             | 2                                     |
| PCCUA       | Stuttgart School District /Colleges | \$225.00                              | \$168.75 | Per course      | Spring                           | 0                                     |
| PCCUA       | Stuttgart School District @ SHS     | \$225.00                              | \$168.75 | Per course      | Fall                             | 33                                    |
| PCCUA       | Stuttgart School District @ SHS     | \$225.00                              | \$168.75 | Per course      | Spring                           | 32                                    |
| PCCUA       | Stuttgart School District/SC        | \$0                                   | \$0      | Per course      | Fall                             | 156                                   |
| PCCUA       | Stuttgart School District/SC        | \$0                                   | \$0      | Per course      | Spring                           | 163                                   |
| SAC         | Arkansas Connections Academy        | \$41.67*                              | \$0*     | Per credit hour | Both                             | 3                                     |
| SAC         | Arkansas Virtual Academy            | \$41.67*                              | \$0*     | Per credit hour | Both                             | 4                                     |
| SAC         | Columbia Christian School           | \$41.67*                              | \$0*     | Per credit hour | Both                             | 0                                     |
| SAC         | El Dorado High School               | \$41.67*                              | \$0*     | Per credit hour | Both                             | 267                                   |
| SAC         | Home School                         | \$41.67*                              | \$0*     | Per credit hour | Both                             | 3                                     |
| SAC         | Junction City High School           | \$41.67*                              | \$0*     | Per credit hour | Both                             | 21                                    |
| SAC         | Louisiana Schools                   | \$41.67*                              | \$0*     | Per credit hour | Both                             | 2                                     |
| SAC         | Parkers Chapel High School          | \$41.67*                              | \$0*     | Per credit hour | Both                             | 79                                    |
| SAC         | Smackover High School               | \$41.67*                              | \$0*     | Per credit hour | Both                             | 134                                   |
| SAC         | Strong High School                  | \$41.67*                              | \$0*     | Per credit hour | Both                             | 12                                    |
| SAC         | West Side Christian School          | \$41.67*                              | \$0*     | Per credit hour | Both                             | 11                                    |
| SAUM        | Arkansas Connections Academy        | \$240.00                              | \$0      | Credit Hour     | Both                             | 21                                    |
| SAUM        | Arkansas Virtual Academy            | \$240.00                              | \$0      | Credit Hour     | Both                             | 1                                     |
| SAUM        | Bradley High School                 | \$240.00                              | \$0      | Credit Hour     | Both                             | 25                                    |
| SAUM        | Columbia Christian School           | \$240.00                              | \$0      | Credit Hour     | Both                             | 16                                    |
| SAUM        | Community Christian School          | \$240.00                              | \$0      | Credit Hour     | Both                             | 1                                     |
| SAUM        | DeSoto School                       | \$240.00                              | \$0      | Credit Hour     | Both                             | 5                                     |

| Institution | High School Partner              | Tuition (Before & After Scholarships) |                |                 | Semester (Fall, Spring, or Both) | # of students who did not pay tuition |
|-------------|----------------------------------|---------------------------------------|----------------|-----------------|----------------------------------|---------------------------------------|
|             |                                  | Before                                | After          | Unit            |                                  |                                       |
| SAUM        | Emerson High School              | \$240.00                              | \$0            | Credit Hour     | Both                             | 12                                    |
| SAUM        | Glen Rose High School            | \$240.00                              | \$0            | Credit Hour     | Both                             | 35                                    |
| SAUM        | Gurdon High School               | \$240.00                              | \$0            | Credit Hour     | Both                             | 20                                    |
| SAUM        | Harmony Grove High School        | \$240.00                              | \$0            | Credit Hour     | Both                             | 81                                    |
| SAUM        | Home Schooled                    | \$240.00                              | \$0            | Credit Hour     | Both                             | 63                                    |
| SAUM        | Magnolia High School             | \$240.00                              | \$0            | Credit Hour     | Both                             | 155                                   |
| SAUM        | Taylor High School               | \$240.00                              | \$0            | Credit Hour     | Both                             | 46                                    |
| SAUM        | The Baptist Preparatory School   | \$240.00                              | \$0            | Credit Hour     | Both                             | 56                                    |
| SAUM        | White Hall High School           | \$240.00                              | \$0            | Credit Hour     | Both                             | 10                                    |
| SAUT        | Bearden School District          | \$108 on campus/<br>\$54 hrs          | \$108/<br>\$54 | Per credit hour | Both/<br>spring                  | 16/6                                  |
| SAUT        | Camden Fairview School District  | \$54                                  | \$54           | Per credit hour | Both                             | 6 fall /0<br>spring                   |
| SAUT        | Harmony Grove School District    | \$108                                 | \$108          | Per credit hour | Both                             | 5 fall/8<br>spring                    |
| SAUT        | Hampton School District          | \$54                                  | \$54           | Per credit hour | Both                             | 7 fall/7<br>spring                    |
| SAUT        | Fordyce School District          | \$54                                  | \$54           | Per credit hour | Both                             | 6 fall/10<br>spring                   |
| SAUT        | Cleveland County School District | \$54                                  | \$54           | Per credit hour | Both                             | 12 fall/12<br>spring                  |
| SAUT        | Arkansas Virtual Academy         | \$54                                  | \$54           | Per credit hour | Both                             | 1 fall/1<br>spring                    |
| SAUT        | Magnolia School District         | \$54                                  | \$54           | Per credit hour | spring                           | 15 spring                             |
| SAUT        | Victory Christian                | \$54                                  | \$54           | Per credit hour | Both                             | 1 fall/1<br>spring                    |
| SEARK       | Arkansas Connections Academy     | \$115                                 | \$0            | Per credit hour | Fall                             | 2                                     |
| SEARK       | Watson Chaple School District    | \$115                                 | \$0            | Per credit hour | Fall                             | 48                                    |
| SEARK       | White Hall School District       | \$115                                 | \$0            | Per credit hour | Fall                             | 11                                    |
| SEARK       | AR Virtual Academy               | \$115                                 | \$0            | Per credit hour | Fall                             | 1                                     |
| UACCB       | Bald Knob High School            | \$87                                  | \$50           | Per credit hour | Both                             |                                       |
| UACCB       | Batesville High School           | \$87                                  | \$50           | Per credit hour | Both                             | 8                                     |
| UACCB       | Southside High School            | \$87                                  | \$50           | Per credit hour | Both                             |                                       |

| Institution | High School Partner               | Tuition (Before & After Scholarships) |         |                 | Semester (Fall, Spring, or Both) | # of students who did not pay tuition |
|-------------|-----------------------------------|---------------------------------------|---------|-----------------|----------------------------------|---------------------------------------|
|             |                                   | Before                                | After   | Unit            |                                  |                                       |
| UACCB       | Midland High School               | \$87                                  | \$50    | Per credit hour | Both                             |                                       |
| UACCB       | AR Virtual Academy                | \$87                                  | \$50    | Per credit hour | Both                             |                                       |
| UACCB       | Cedar Ridge High School           | \$87                                  | \$50    | Per credit hour | Both                             | 2                                     |
| UACCB       | Concord High School               | \$87                                  | \$50    | Per credit hour | Both                             |                                       |
| UACCB       | Cave City High School             | \$87                                  | \$50    | Per credit hour | Both                             |                                       |
| UACCB       | Hillcrest High School             | \$87                                  | \$50    | Per credit hour | Both                             |                                       |
| UACCB       | AR Connection Academy             | \$87                                  | \$50    | Per credit hour | Both                             |                                       |
| UACCHT      | Arkansas High School              | \$134.09                              | \$51.79 | Per credit hour | Fall                             | 210                                   |
| UACCHT      | Arkansas High School              | \$131.46                              | \$75.31 | Per credit hour | Spring                           | 185                                   |
| UACCHT      | Arkansas Virtual Academy          | \$154.54                              | \$55.23 | Per credit hour | Fall                             | 1                                     |
| UACCHT      | Arkansas Virtual Academy          | \$175.06                              | \$53.11 | Per credit hour | Spring                           | 1                                     |
| UACCHT      | Ashdown High School               | \$170.67                              | \$0     | Per credit hour | Spring                           | 4                                     |
| UACCHT      | Blevins High School               | \$125.29                              | \$0     | Per credit hour | Fall                             | 13                                    |
| UACCHT      | Blevins High School               | \$135.40                              | \$0     | Per credit hour | Spring                           | 28                                    |
| UACCHT      | Cornerstone Christian Academy     | \$156.78                              | \$34.23 | Per credit hour | Fall                             | 0                                     |
| UACCHT      | Cornerstone Christian Academy     | \$150.07                              | \$33.37 | Per credit hour | Spring                           | 0                                     |
| UACCHT      | Fouke School District             | \$137.29                              | \$0.00  | Per credit hour | Fall                             | 69                                    |
| UACCHT      | Fouke School District             | \$142.46                              | \$0.00  | Per credit hour | Spring                           | 60                                    |
| UACCHT      | Garrett Memorial Christian School | \$132.50                              | \$28.05 | Per credit hour | Fall                             | 0                                     |
| UACCHT      | Garrett Memorial Christian School | \$150.33                              | \$33.50 | Per credit hour | Spring                           | 0                                     |
| UACCHT      | Genoa Central High School         | \$144.19                              | \$38.16 | Per credit hour | Fall                             | 2                                     |
| UACCHT      | Genoa Central High School         | \$138.47                              | \$34.96 | Per credit hour | Spring                           | 2                                     |
| UACCHT      | Homeschool Students               | \$151.65                              | \$26.67 | Per credit hour | Fall                             | 1                                     |
| UACCHT      | Homeschool Students               | \$131.50                              | \$24.08 | Per credit hour | Spring                           | 1                                     |
| UACCHT      | Hope High School                  | \$129.65                              | \$0     | Per credit hour | Fall                             | 97                                    |

| Institution | High School Partner          | Tuition (Before & After Scholarships) |         |                 | Semester (Fall, Spring, or Both) | # of students who did not pay tuition |
|-------------|------------------------------|---------------------------------------|---------|-----------------|----------------------------------|---------------------------------------|
|             |                              | Before                                | After   | Unit            |                                  |                                       |
| UACCHT      | Hope High School             | \$127.01                              | \$61.85 | Per credit hour | Spring                           | 116                                   |
| UACCHT      | Lafayette County High School | \$153.67                              | \$0     | Per credit hour | Fall                             | 11                                    |
| UACCHT      | Lafayette County High School | \$154.42                              | \$0     | Per credit hour | Spring                           | 16                                    |
| UACCHT      | Nevada High School           | \$154.16                              | \$0     | Per credit hour | Fall                             | 3                                     |
| UACCHT      | Nevada High School           | \$137.08                              | \$0     | Per credit hour | Spring                           | 15                                    |
| UACCHT      | Premier High School          | \$169.95                              | \$0     | Per credit hour | Fall                             | 4                                     |
| UACCHT      | Premier High School          | \$162.21                              | \$0     | Per credit hour | Spring                           | 3                                     |
| UACCHT      | Prescott High School         | \$147.77                              | \$0     | Per credit hour | Fall                             | 45                                    |
| UACCHT      | Prescott High School         | \$148.68                              | \$0     | Per credit hour | Spring                           | 41                                    |
| UACCHT      | Spring Hill High School      | \$144.03                              | \$28.62 | Per credit hour | Fall                             | 8                                     |
| UACCHT      | Spring Hill High School      | \$125.06                              | \$57.78 | Per credit hour | Spring                           | 14                                    |
| UACCHT      | Taylor High School           | \$150.66                              | \$0.00  | Per credit hour | Fall                             | 18                                    |
| UACCHT      | Taylor High School           | \$150.11                              | \$0.00  | Per credit hour | Spring                           | 20                                    |
| UACCHT      | Trinity Christian School     | \$146.00                              | \$46.45 | Per credit hour | Fall                             | 0                                     |
| UACCHT      | Trinity Christian School     | \$147.63                              | \$36.97 | Per credit hour | Spring                           | 0                                     |
| UACCM       | Arkansas Connections Academy | \$112                                 | \$112   | Per credit hour | Both                             | 0                                     |
| UACCM       | Atkins High School           | \$112                                 | \$0     | Per credit hour | Both                             | 9                                     |
| UACCM       | Clarksville High School      | \$112                                 | \$0     | Per credit hour | Both                             | 66                                    |
| UACCM       | Danville High School         | \$112                                 | \$21    | Per credit hour | Both                             | 0                                     |
| UACCM       | Greenbrier High School       | \$112                                 | \$0     | Per credit hour | Both                             | 206                                   |
| UACCM       | Morrilton High School        | \$102                                 | \$0     | Per credit hour | Both                             | 101                                   |
| UACCM       | Nemo Vista High School       | \$102                                 | \$0     | Per credit hour | Both                             | 11                                    |
| UACCM       | Perryville High School       | \$112                                 | \$21    | Per credit hour | Both                             | 0                                     |
| UACCM       | Pottsville High school       | \$112                                 | \$112   | Per credit hour | Both                             | 0                                     |
| UACCM       | Sacred Heart high School     | \$102                                 | \$0     | Per credit hour | Both                             | 6                                     |



| Institution | High School Partner                     | Tuition (Before & After Scholarships) |            |                 | Semester (Fall, Spring, or Both) | # of students who did not pay tuition |
|-------------|---|---------------------------------------|------------|-----------------|----------------------------------|---------------------------------------|
|             |   | Before                                | After      | Unit            |                                  |                                       |
| UACCM       | South Side bee Branch                   | \$112                                 | \$16       | Per credit hour | Both                             | 0                                     |
| UACCM       | Vilonia High School                     | \$102                                 | \$0        | Per credit hour | Fall                             | 1                                     |
| UACCM       | Wonderview High School                  | \$102                                 | \$0        | Per credit hour | Both                             | 3                                     |
| UACCM       | Conway High School                      | \$112                                 | \$112      | Per credit hour | Spring                           | 0                                     |
| UACCM       | Dover High School                       | \$112                                 | \$21       | Per credit hour | Spring                           | 0                                     |
| UACCM       | East End High School                    | \$112                                 | \$21       | Per credit hour | Spring                           | 0                                     |
| UACCRM      | Acorn                                   | \$179                                 | \$72       | Per credit hour | Both                             | 36 Fall; 38 Spring                    |
| UACCRM      | Caddo Hills                             | \$179                                 | \$72       | Per credit hour | Both                             | 11 Fall; 11 Spring                    |
| UACCRM      | Cossatot River                          | \$179                                 | \$72       | Per credit hour | Both                             | 34 Fall; 33 Spring                    |
| UACCRM      | Mena                                    | \$179                                 | \$72       | Per credit hour | Both                             | 0                                     |
| UACCRM      | Mount Ida                               | \$179                                 | \$72       | Per credit hour | Both                             | 0                                     |
| UACCRM      | Oden                                    | \$179                                 | \$72       | Per credit hour | Both                             | 7 Fall; 9 Spring                      |
| UACCRM      | Umpire                                  | \$179                                 | \$72       | Per credit hour | Both                             | 1 Fall; 2 Spring                      |
| UACCRM      | Waldron                                 | \$179                                 | \$72       | Per credit hour | Both                             | 0                                     |
| UAFS        | AR School of Math, Science and the Arts | \$921.75                              | \$0 to 125 | Per course      | Both                             | unknown                               |
| UAFS        | Greenwood High School                   | \$951.75                              | \$0 to 125 | Per course      | Both                             | unknown                               |
| UAFS        | Northside High School                   | \$281.25                              | \$0        | Per credit hour | Both                             | 100%                                  |
| UAFS        | Southside High School                   | \$281.25                              | \$0        | Per credit hour | Both                             | 100%                                  |
| UAFS        | Prairie Grove High School               | \$921.75                              | \$0 to 150 | Per course      | Both                             | unknown                               |
| UAFS        | Van Buren High School                   | \$921.75                              | \$0        | Per course      | Both                             | 100%                                  |
| UAFS        | Booneville High School                  | \$951.75                              | \$0        | Per course      | Both                             | 100%                                  |
| UAFS        | Cedarville High School                  | \$951.75                              | \$0        | Per course      | Both                             | 100%                                  |
| UAFS        | Charleston High School                  | \$951.75                              | \$0 to 150 | Per course      | Both                             | unknown                               |
| UAFS        | Hackett High School                     | \$951.75                              | \$0        | Per course      | Both                             | 100%                                  |
| UAFS        | Grace Academy                           | \$951.75                              | \$0 to 250 | Per course      | Both                             | unknown                               |

| Institution | High School Partner                          | Tuition (Before & After Scholarships) |            |                 | Semester (Fall, Spring, or Both) | # of students who did not pay tuition |
|-------------|--|---------------------------------------|------------|-----------------|----------------------------------|---------------------------------------|
|             |  | Before                                | After      | Unit            |                                  |                                       |
| UAFS        | Union Christian                              | \$951.75                              | \$0 to 250 | Per course      | Both                             | unknown                               |
| UAFS        | Alma High School                             | \$281.25                              | \$0        | Per credit hour | Both                             | 100%                                  |
| UAFS        | Booneville High School                       | \$281.25                              | \$0        | Per credit hour | Both                             | 100%                                  |
| UAFS        | Cedarville High School                       | \$281.25                              | \$0        | Per credit hour | Both                             | 100%                                  |
| UAFS        | Charleston High School                       | \$281.25                              | \$0        | Per credit hour | Both                             | 100%                                  |
| UAFS        | County Line High School                      | \$281.25                              | \$0        | Per credit hour | Both                             | 100%                                  |
| UAFS        | Future School of Fort Smith                  | \$281.25                              | \$0        | Per credit hour | Both                             | 100%                                  |
| UAFS        | Greenwood High School                        | \$281.25                              | \$0        | Per credit hour | Both                             | 100%                                  |
| UAFS        | Hackett High School                          | \$281.25                              | \$0        | Per credit hour | Both                             | 100%                                  |
| UAFS        | Lavaca High School                           | \$281.25                              | \$0        | Per credit hour | Both                             | 100%                                  |
| UAFS        | Mansfield High School                        | \$281.25                              | \$0        | Per credit hour | Both                             | 100%                                  |
| UAFS        | Magazine High School                         | \$281.25                              | \$0        | Per credit hour | Both                             | 100%                                  |
| UAFS        | Mountainburg High School                     | \$281.25                              | \$0        | Per credit hour | Both                             | 100%                                  |
| UAFS        | Mulberry/Pleasant View Bi-County High School | \$281.25                              | \$0        | Per credit hour | Both                             | 100%                                  |
| UAFS        | Northside High School                        | \$281.25                              | \$0        | Per credit hour | Both                             | 100%                                  |
| UAFS        | Ozark High School                            | \$281.25                              | \$0        | Per credit hour | Both                             | 100%                                  |
| UAFS        | Paris High School                            | \$281.25                              | \$0        | Per credit hour | Both                             | 100%                                  |
| UAFS        | River Valley Virtual School                  | \$281.25                              | \$0        | Per credit hour | Both                             | 100%                                  |
| UAFS        | Southside High School                        | \$281.25                              | \$0        | Per credit hour | Both                             | 100%                                  |
| UAFS        | Van Buren High School                        | \$281.25                              | \$0        | Per credit hour | Both                             | 100%                                  |
| UAFS        | Waldron High School                          | \$281.25                              | \$0        | Per credit hour | Both                             | 100%                                  |
| UAFS        | Arkansas Virtual Academy (ARVA)              | \$281.25                              | \$0        | Per credit hour | Both                             | 100%                                  |
| UAFS        | Premier High School - Fort Smith             | \$281.25                              | \$0        | Per credit hour | Both                             | 100%                                  |
| UALR        | Catholic High School                         | \$100.00                              | \$100.00   | Per course      | Both                             | 181                                   |
| UALR        | eStem High School                            | \$100.00                              | \$0        | Per course      | Both                             | 120                                   |

| Institution | High School Partner                      | Tuition (Before & After Scholarships) |          |                 | Semester (Fall, Spring, or Both) | # of students who did not pay tuition |
|-------------|--|---------------------------------------|----------|-----------------|----------------------------------|---------------------------------------|
|             |  | Before                                | After    | Unit            |                                  |                                       |
| UALR        | Greenbrier High School                   | \$100.00                              | \$0      | Per course      | Both                             | 190                                   |
| UALR        | Jacksonville High School                 | \$100.00                              | \$0      | Per course      | Both                             | 24                                    |
| UALR        | Joe T Robinson                           | \$100.00                              | \$0      | Per course      | Both                             | 32                                    |
| UALR        | Little Rock Southwest                    | \$100.00                              | \$0      | Per course      | Both                             | 9                                     |
| UALR        | Little Rock West School of Innovation    | \$100.00                              | \$0      | Per course      | Both                             | 26                                    |
| UALR        | Maumelle Charter                         | \$100.00                              | \$0      | Per course      | Both                             | 26                                    |
| UALR        | Maumelle HS                              | \$100.00                              | \$0      | Per course      | Both                             | 45                                    |
| UALR        | Morrilton HS                             | \$100.00                              | \$0      | Per course      | Both                             | 1                                     |
| UALR        | Mt St Mary                               | \$100.00                              | \$100.00 | Per course      | Both                             | 72                                    |
| UALR        | Parkview HS                              | \$100.00                              | \$0      | Per course      | Both                             | 73                                    |
| UALR        | Sylvan Hills                             | \$100.00                              | \$0      | Per course      | Both                             | 134                                   |
| UALR        | Vilonia HS                               | \$100.00                              | \$0      | Per course      | Both                             | 151                                   |
| UALR        | Vilonia Pathways                         | \$100.00                              | \$0      | Per course      | Both                             | 2                                     |
| UALR        | Wilber D Mills                           | \$100.00                              | \$0      | Per course      | Both                             | 14                                    |
| UALR        | LR Excel                                 | \$100.00                              | \$0      | Per course      | Both                             | 6                                     |
| UALR        | Pulaski Academy                          | \$100.00                              | \$0      | Per course      | Both                             | 38                                    |
| UAM         | Crossett High School                     | \$295.25                              | \$133.75 | Per credit hour | Both                             | 52                                    |
| UAM         | Dermott High School                      | \$295.25                              | \$133.75 | Per credit hour | Both                             | *                                     |
| UAM         | Dumas High School                        | \$295.25                              | \$133.75 | Per credit hour | Both                             | *                                     |
| UAM         | Hamburg High School                      | \$295.25                              | \$133.75 | Per credit hour | Both                             | 76                                    |
| UAM         | Lakeside High School                     | \$295.25                              | \$133.75 | Per credit hour | Both                             | *                                     |
| UAM         | McGehee High School                      | \$295.25                              | \$133.75 | Per credit hour | Both                             | 13                                    |
| UAM         | Monticello Occupational Education Center | \$295.25                              | \$133.75 | Per credit hour | Both                             | 112                                   |
| UAM         | Parkers Chapel High School               | \$295.25                              | \$133.75 | Per credit hour | Both                             | 32                                    |

| Institution | High School Partner   | Tuition (Before & After Scholarships) |          |                 | Semester (Fall, Spring, or Both) | # of students who did not pay tuition |
|-------------|---|---------------------------------------|----------|-----------------|----------------------------------|---------------------------------------|
|             |   | Before                                | After    | Unit            |                                  |                                       |
| UAM         | Southeast Arkansas Community - Based Education Center (SEACBEC) | \$295.25                              | \$133.75 | Per credit hour | Both                             | 89                                    |
| UAM         | White Hall High School  | \$295.25                              | \$133.75 | Per credit hour | Both                             | 129                                   |
| UAPTC       | Abundant Life Christian Academy                                 | \$99                                  | \$0      | Per course      | Fall                             | 9                                     |
| UAPTC       | Calvary Academy   | \$300                                 | 175      | Per course      | Fall                             | 0                                     |
| UAPTC       | Jacksonville  | \$300                                 | \$175    | Per course      | Fall                             | 0                                     |
| UAPTC       | Lisa Academy North  | \$99                                  | \$0      | Per course      | Fall                             | 8                                     |
| UAPTC       | North Little Rock High School                                   | \$99                                  | \$0      | Per course      | Fall                             | 45                                    |
| UAPTC       | Parkview Magnet High School                                     | \$99                                  | \$0      | Per course      | Fall                             | 11                                    |
| UAPTC       | Southwest Christian Academy                                     | \$300                                 | \$175    | Per course      | Fall                             | 0                                     |
| UAPTC       | Metropolitan Career Technical Center                            | \$99                                  | \$99     | Per course      | Fall                             | 0                                     |
| UAPTC       | Abundant Life Christian Academy                                 | \$300                                 | \$175    | Per course      | Spring                           | 0                                     |
| UAPTC       | Calvary Academy   | \$300                                 | \$175    | Per course      | Spring                           | 0                                     |
| UAPTC       | Jacksonville High School  | \$300                                 | \$175    | Per course      | Spring                           | 0                                     |
| UAPTC       | Lisa Academy North  | \$99                                  | \$0      | Per course      | Spring                           | 10                                    |
| UAPTC       | Metropolitan Career Technical Center                            | \$99                                  | \$99     | Per course      | Spring                           | 0                                     |
| UAPTC       | North Little Rock High School                                   | \$99                                  | \$0      | Per course      | Spring                           | 44                                    |
| UAPTC       | Northeast Arkansas Career and Technical Center                  | \$99                                  | \$99     | Per course      | Spring                           | 0                                     |
| UAPTC       | Parkview Magnet High School                                     | \$99                                  | \$0      | Per course      | Spring                           | 17                                    |
| UAPTC       | Parkview Magnet High School                                     | \$300                                 | \$125    | Per course      | Spring                           | 0                                     |
| UAPTC       | Southwest Christian Academy                                     | \$99                                  | \$0      | Per course      | Spring                           | 6                                     |
| UAPTC       | Southwest Christian Academy                                     | \$300                                 | \$175    | Per course      | Spring                           | 5                                     |
| UCA         | Arkansas Virtual Academy  | \$238                                 | \$0      | Per credit hour | Both                             |                                       |
| UCA         | Central Arkansas Christian HS                                   | \$238                                 | \$10     | Per credit hour | Both                             | 12                                    |
| UCA         | Conway Christian HS   | \$238                                 | \$10     | Per credit hour | Both                             | 5                                     |

| Institution | High School Partner           | Tuition (Before & After Scholarships) |       |                 | Semester (Fall, Spring, or Both) | # of students who did not pay tuition |
|-------------|-------------------------------|---------------------------------------|-------|-----------------|----------------------------------|---------------------------------------|
|             |                               | Before                                | After | Unit            |                                  |                                       |
| UCA         | Conway HS                     | \$238                                 | \$0   | Per credit hour | Both                             |                                       |
| UCA         | Episcopal Collegiate          | \$238                                 | \$10  | Per credit hour | Spring Only                      | 3                                     |
| UCA         | Little Rock Christian Academy | \$238                                 | \$10  | Per credit hour | Both                             | 2                                     |
| UCA         | St. Joseph HS                 | \$238                                 | \$10  | Per credit hour | Both                             |                                       |

1. ASUN: Courses that were eligible for the concurrent challenge scholarship with the courses being provided by their own high school faculty.
2. ASUMS: \$127 in county \$148 other in-state. Sources of funding are institutional scholarships and secondary tech center funding. Out of State (\$190) and International Tuition (\$347) rates are charged if applicable. Approximately 5% of concurrent students' due pay tuition if they are not eligible for institutional scholarships or secondary technical center funding.
3. ASUTR: \*Data is based on Sophomores, Juniors & Seniors enrolled in two or fewer classes per semester. Data is based on a 3-credit-hour course. \*\*Concurrent Enrollment (CE), as defined by ASUTR, courses taught at the high school campus, by high school faculty. \*\*\*DEAL Program (DEAL), courses taught online or at ASUTR campus, by ASUTR faculty. ^School district pays remaining student tuition. Note: Career Center students are fully funded through the Office of Skills Development.
4. ATU: \*Tuition charged to students on the Russellville and Ozark campuses is paid by the high school, not the student. Tuition charged to students at the Arkansas Tech Career Center (ATCC) is covered by Vocational Center Aid.
5. EACC: Arkansas Virtual Academy students were directly charged tuition and fees during regular terms.
6. NAC: \*Northark Technical Center Enrollment
7. SAC: \*\*\$41.67 per credit hour, or \$125 for a 3-hour course; Secondary Tech public school tuition is paid through the Office of Skills Development (OSD). \*\*\_\$0 for a 3-hour course; \$41.67 for a 4-hour course after the \$125 scholarship is applied.
8. UAM: MOEC pays for these students. They are included in the MOEC count.

**ANNUAL STATUS REPORT FOR SEXUAL ASSAULT  
PREVENTION ON CAMPUS (ACT 563 OF 2017)**

---

Under Act 563 of 2017, the Arkansas Higher Education Coordinating Board was directed to develop an action plan to address the prevention of sexual assault on college and university campuses and to submit annual reports on implementation by November 1 to the Arkansas General Assembly via the House and Senate Education Committees and the House and Senate Public Health, Welfare and Labor Committees.

The Division of Higher Education of the Department of Education has collected the annual campus status reports for the 2023-2024 academic year, as required by the legislation. We received reports from all campuses.

The legislative requirements for the action plan direct Arkansas public colleges and universities:

- 1) To incorporate sexual assault prevention into advising and student orientation.
- 2) To integrate information into academic courses as appropriate;
- 3) To identify opportunities to raise awareness and provide resources for sexual assault prevention across the entire student population;
- 4) To identify available grants and partnerships to assist with the work;
- 5) To collaborate with sources for access to care; and
- 6) To identify other topics or issues relating to the prevention and reduction of sexual assault.

The issue of sexual assault continues to be addressed seriously by all campuses. Institutions have incorporated this into student orientation and have put in place extra staff training, extra safety measures, and additional activities and resources for students.

## UNPLANNED PREGNANCY PREVENTION ANNUAL REPORT

---

Under Act 943 of 2015, the Arkansas Higher Education Coordinating Board (AHECB) was directed to develop an action plan to address unplanned pregnancies on college campuses and to submit annual reports on implementation by November 1 to the Arkansas General Assembly via the House and Senate Education Committees and the House and Senate Public Health, Welfare and Labor Committees.

The legislation directs higher education institutions in nine areas. Among those directives colleges and universities are: to identify methods of addressing the problem of unplanned pregnancy, to collaborate with health centers, to identify a measure of success, and to incorporate into academic coursework “as appropriate”. *The legislation mandates that campuses include information in their orientations on the prevention of unplanned pregnancy.*

The annual IHE reports have been collected by the Division of Higher Education for 2023-2024. The department is able to report that all eleven public four-year universities and all 22 two-year campuses have submitted reports and are in compliance with Act 943. All campuses report incorporating information on unplanned pregnancy into their student orientation and most report collaborative efforts with community and state organizations. All four-year universities have continued to incorporate information on the prevention of unplanned pregnancy into at least some of their academic coursework. Additional resources are offered by the majority of campuses, both four-year and two-year.

ADHE will place this report, along with reports from select campuses, on the ADHE website.